

Drive for better vision



Himax

Nasdaq : HIMX

November 2022 INVESTOR PRESENTATION

Factors that could cause actual events or results to differ materially from those described in this conference call include, but are not limited to, the effect of the Covid-19 pandemic on the Company's business; general business and economic conditions and the state of the semiconductor industry; market acceptance and competitiveness of the driver and non-driver products developed by the Company; demand for end-use applications products; reliance on a small group of principal customers; the uncertainty of continued success in technological innovations; our ability to develop and protect our intellectual property; pricing pressures including declines in average selling prices; changes in customer order patterns; changes in estimated full-year effective tax rate; shortage in supply of key components; changes in environmental laws and regulations; changes in export license regulated by Export Administration Regulations (EAR); exchange rate fluctuations; regulatory approvals for further investments in our subsidiaries; our ability to collect accounts receivable and manage inventory and other risks described from time to time in the Company's SEC filings, including those risks identified in the section entitled "Risk Factors" in its Form 20-F for the year ended December 31, 2021 filed with the SEC, as may be amended. Images of devices depicted in this presentation may be representative of those in which Himax has specification, or for reference-only and may not be associated with actual bill-of-material or design-win in the displayed image. Any association of such, without a confirmed disclosure of such by the Company or the Company's customer are coincidental. Himax is under strict customer disclosure guidelines on the release of such information.

Global Top 10

Fabless IC Design
Company*



US \$1.5 Billion

2021 Sales
Avg. 100 Million ICs
Per Month



40% Global Market Share

Driver IC for
Automotive Displays



Listed on NASDAQ

NASDAQ: HIMX
Since 2006



* Global Top 10 IC Design Company Revenue, 2021. Source: [TrendForce](#), March 2022



Automotive

- Very Large-Size, Curved, In-Cell Touch Next Generation Displays
- Head-Up Display (AR-HUD)
- 3D Sensing
- Ultralow Power WiseEye™ AI Image Sensing



AIoT

- World Leading Ultralow Power WiseEye AI Image Sensing for Endpoint
- Total Solution: AI Processor + Always-On Image Sensor + Algorithm
- WiseEye Solution Features in Dell's New Laptops
- Ecosystem: Google, Microsoft, Amazon, Arm, TinyML Foundation, and Many Others



Optical product line-up/Metaverse

- Microdisplay
- Diffractive Optics
- 3D Sensing

Recognized Industry Leader



For the last 30 years, we have worked with leading OEMs to develop the most recognized imaging and human interfacing technologies

1990s

Founder B.S. Wu pioneers flat panel technologies at Chimei Electronics as CTO



2000s

Chairman Wu establishes Himax to meet DDIC demand for large panels and fast-growing medium & small panels



2010s

Himax gains market share with design wins with leading technology products companies worldwide

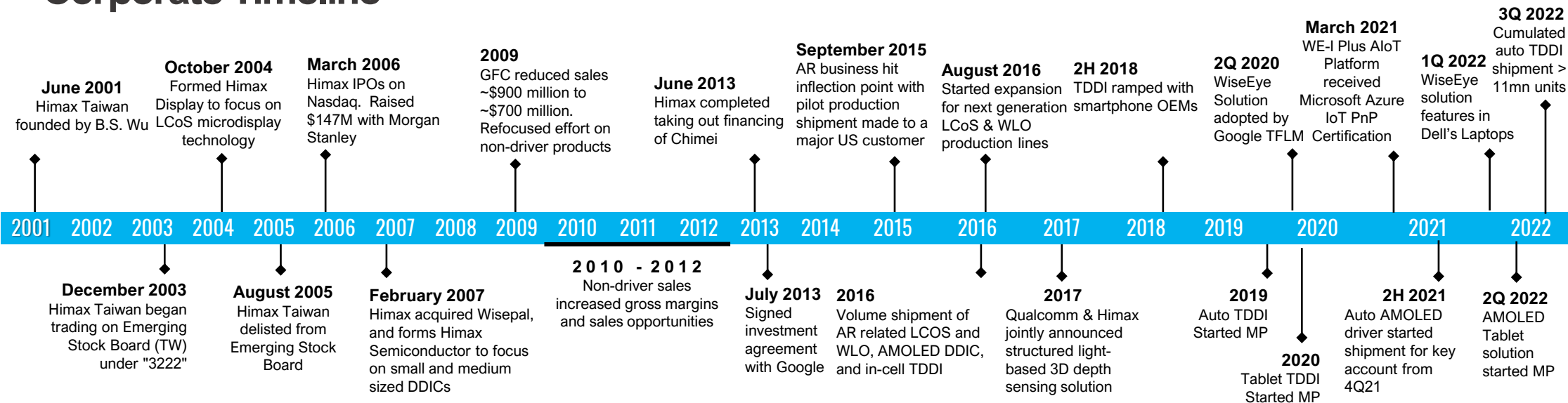


2015 and Beyond

Himax leads WLO shipment and development with North American OEM's mainstream applications. 3D sensing for e-Payment; LCoS for AR glasses and AR-HUD; CMOS for NB and Webcam; WiseEye for Endpoint AI; WLO integration keeps Himax at the forefront of AR/VR product design



Corporate Timeline



Leading Imaging and Human Interfacing Technology Innovator

- Global display driver player with a wide range of display image processing technologies for panels of all sizes
- Human interfacing total-solution provider specialized in immersive, touchless and 3D perception related applications
- Thousands of patents for Himax's IP and designs

Diversified Base of Customers and Revenues

- DDIC market share leader
- Penetration throughout all display market segments and with a leading position in several segments, including automotive
- Diversified revenues from traditional large and small/medium DDICs to TDDI, Timing controller, AMOLED, e-paper, WLO, 3D Sensing, CIS, WiseEye AI Image Sensing and LCOS microdisplays
- Top-tier partnerships with major U.S. and Asian AP platform providers, device makers, and the world's mega tech names
- Expect non-driver product lines to proliferate application / customer coverage, improve corporate revenue and profit margin

Operational and Public Market Performances

- 2021 record \$1.5B in revenue. Rank Global Top 10 Fabless IC Design House in 2021
- Long-term profitability potential with no fund raising since IPO
- Focus on delivering P&L improvement by executing on the technologies Himax already developed for both driver IC and non-driver IC areas
- Committed to dividend policy to reward shareholders for their ongoing support while continuing technology investment

Innovative New Products Capturing Growth Markets

- TDDI and AMOLED technologies fuel growth for core display driver ICs business
- Our leading specifications and continuous design-wins for WLO, 3D sensing, AoS CIS, ultralow power WiseEye AI Image Sensing, and LCoS microdisplay, all position Himax at the forefront for future product releases covering 3D Structured Light & ToF camera, AR/VR, Medical Devices, Robotics, AIoT, End-point AI, Smart Home/Office, Automotive LiDAR, AR-HUD applications

Visionary Management Team

HIMX Nasdaq Listed

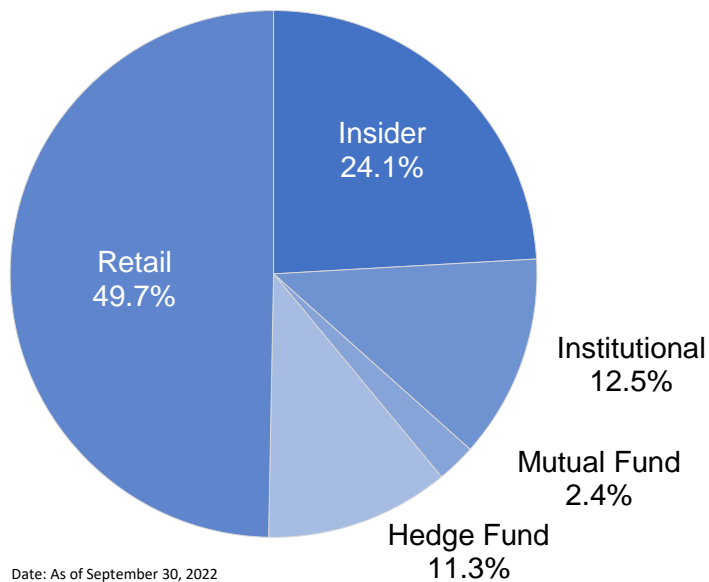
12 Month Trading Chart

November 9, 2022

Fiscal Year	December 31
Last-Traded Price (11/9/22)	\$5.93
Diluted Weighted Ave. Out. ADS	174.7M
Equivalent ADS Out	174.4M
Market Capitalization (11/9/22)	\$1,034M
Average Volume	1.66M
Insider Ownership*	24.1%
<small>* Insider ownership includes executives and board members</small>	



Shareholder Type



Date: As of September 30, 2022

Analysts

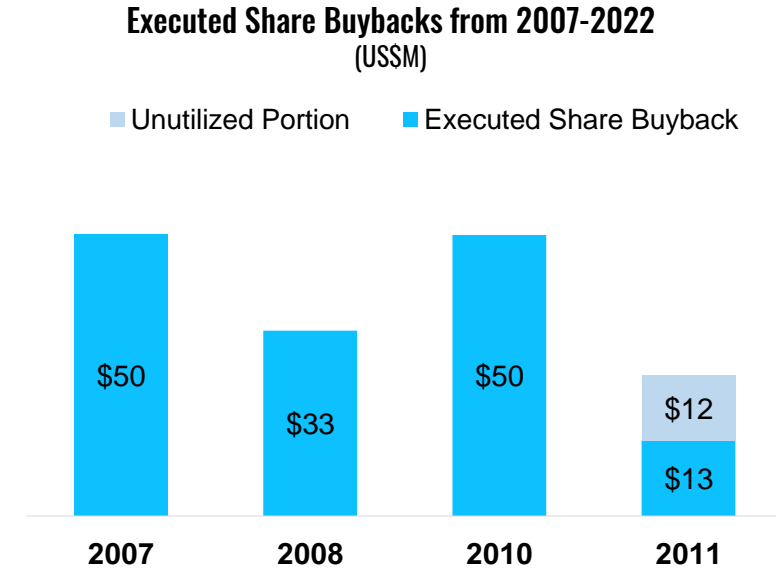
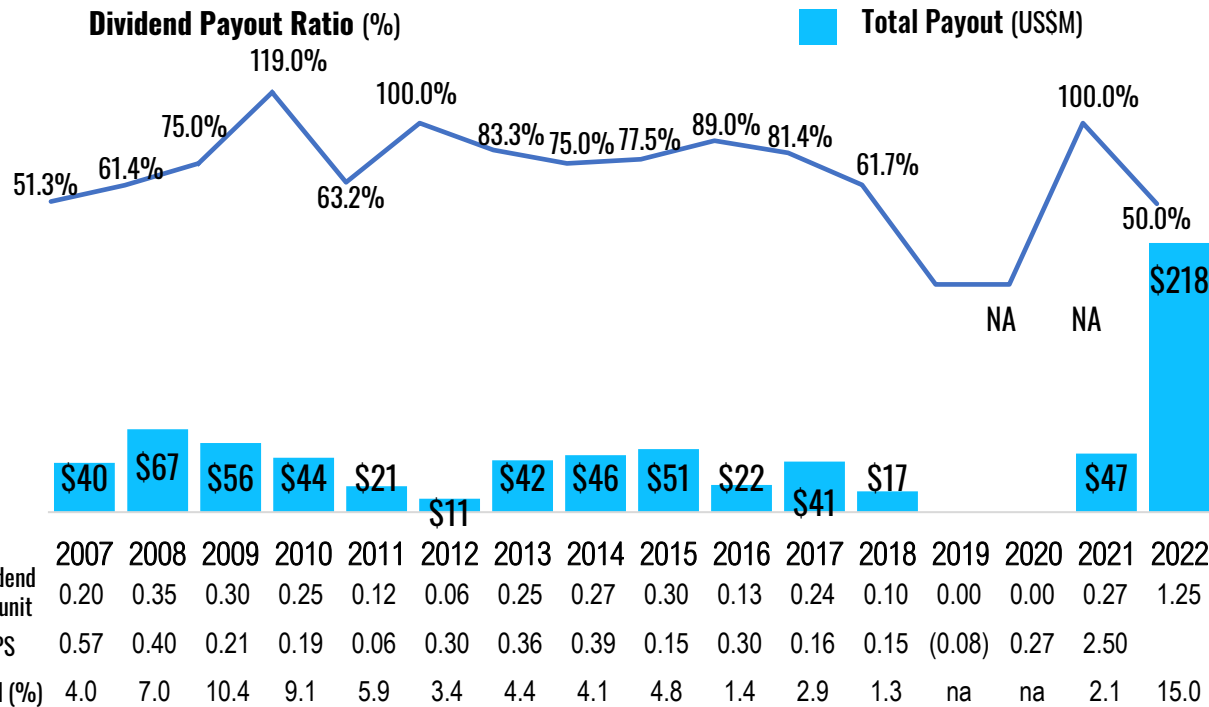
- Credit Suisse**
- Mizuho Securities Asia Ltd.**
- Nomura Securities**
- Baird Equity Research**
- Vertical Group**

- Jerry Su
- Kevin Wang
- Donnie Teng
- Tristan Gerra
- Jonathan Lopez

History of Dividend and Share Buyback



\$869 MILLION HAS BEEN RETURNED TO SHAREHOLDERS INCLUDING DIVIDENDS AND SHARE BUYBACKS SINCE IPO



Himax Dividend and Policy

- Distributed a total of \$723 million of cash dividend since IPO
- Dividends referenced primarily on prior year's profitability and cash demand for future growth
- Typically pays out annual cash dividend at approximately the middle of the current calendar year, e.g., 2022 dividend payouts in July was for fiscal year 2021
- 2022 high dividend reflected our strategic growth initiatives, healthy financial position for 2022, overall long-term growth prospect as well as our gratitude to shareholders for continuous support

Himax Share Buyback

- Initiated four share buyback programs totaling \$158 million since 2007
- Repurchased a total of 46.5 million ADSs as of 2012 at average purchase price per ADS: \$3.15
- *Note: On 11/30/2018 & 12/3/2021 Himax chairman announced share purchase plans. Chairman Dr. Biing-Seng Wu intended to use his personal funds to purchase up to approximately \$5 million and \$10 million respectively of the Company's American Depositary Shares ("ADSs") in the open market, subject to market conditions and other factors*

Q3 Summary and Q4 Guidance



	3Q2022	2Q2022	3Q2021	QoQ	YoY
Revenues	\$213.6M	\$312.6M	\$420.9M	-31.7%	-49.2%
Non-IFRS Gross Margin (%)	36.3%	43.6%	51.7%	-7.3%	-15.4%
Non-IFRS Profit	\$29.8M	\$76.8M	\$138.9M	-61.2%	-78.6%
Non-IFRS Earnings per ADS	\$0.170	\$0.439	\$0.795	-61.2%	-78.6%
IFRS Profit	\$8.3M	\$70.6M	\$118.7M	-88.2%	-93.0%
IFRS Earnings per ADS	\$0.048	\$0.404	\$0.680	-88.2%	-93.0%

	9M22 YTD	9M21 YTD	YoY
Revenues	\$939.0M	\$1,095.2M	-14.3%
Non-IFRS Gross Margin (%)	43.4%	47.1%	-3.7%
Non-IFRS Profit	\$228.4M	\$315.1M	-27.5%
Non-IFRS Earnings per ADS	\$1.307	\$1.803	-27.5%
IFRS Profit	\$194.8M	\$294.5M	-33.8%
IFRS Earnings per ADS	\$1.115	\$1.685	-33.8%

4Q2022 Guidance

Revenues	Increase 4.0% to 8.0% sequentially
Non-IFRS Gross Margin (%)	31.5% to 33.5%, depending on our final product mix
Non-IFRS Profit	To be around 21.0 cents to 24.0 cents
IFRS Profit	To be around 17.8 cents to 20.8 cents

- Fabless semiconductor company with world leading visual imaging processing technologies
- Global market leader in TFT-LCD display driver and timing controller ICs
- 200+ customers across Taiwan, China, Japan, Korea, U.S. and Europe
- 2,980 patents granted and 417 patents pending approval worldwide as of September 30, 2022
- NASDAQ-listed since March 2006 (HIMX)
- Around 2,100 employees worldwide; more than 90% are engineers
- Headquartered in Tainan, Taiwan with 9 R&D centers in Taiwan, China, Korea, and U.S., out of a total of 25 offices across Taiwan, China, Japan, Korea, German and U.S.


Himax's Global Reach



HEADQUARTERS
Tainan, Taiwan



Nasdaq Listed
Himax Technologies, Inc.



Himax Technologies, LTD.

- TFT-LCD Drivers, EPD Drivers, and AMOLED Drivers
- TCON and Bridge IC
- Touch Controllers
- Pure in-cell Touch (TDDI)
- AIoT Endpoint AI Processors
- 3D Decoder Processors
- ASIC Service and IP Licensing
- Power Management ICs, P-Gamma OP, Level Shifter and LED Driver
- Wafer Level Optics and 3D Sensing Modules
- In-house Color Filter Fab for LCoS and CIS



Himax Display, Inc.

- LCoS Modules for Head-Mounted Display, Head-up Display and Pico-projector Applications
- Phase Modulation for Communication, Holographic Displays and AR-HUD
- Light Guide



Himax Imaging, LTD.

- CMOS Image Sensors
- Ultralow Power Always-on (AOS) CMOS Image Sensors



Himax

Our Technologies Are
Used by Consumer Brands Worldwide





We are a leader in display driver ICs used to enable large, small and medium-sized flat panel displays in TFT and Touch

MARKETS WE SERVE

Smartphones, Tablets, Automotive, Monitors, Notebooks, TVs, Gaming, Education, Industrial, Healthcare plus 100's more applications that use all types of flat panel displays

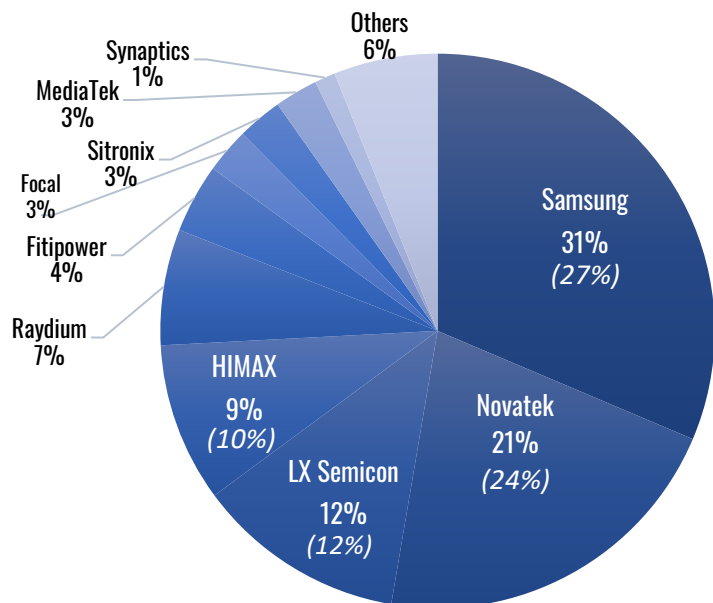
In what devices can you find Himax DDIC technologies



Who uses Himax DDICs



2022 Driver Market Share
(1Q21 Market Share %, Revenue)

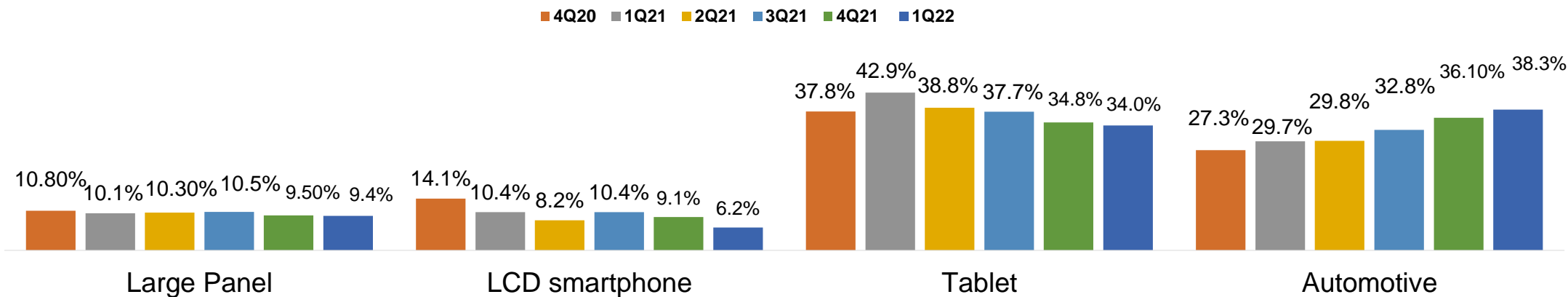


We provide a complete solution of image processing technologies and leverage our expertise in TV, Monitor, NB, mobile devices, automotive and other mass-market technology releases

- Large display driver IC business positions toward high end 8K/4K TV, gaming monitor and low power NB
- Strong market share in fastest moving consumer devices, especially in automotive application
- TDDI takes major shipment than DDIC in smartphone and tablet segments. Accelerated automotive TDDI design-wins and shipments throughout 2022 and beyond

Source: Omdia and company estimates (This covers TFT-LCD and OLED DDICs)

HIMX's Strong Driver IC Market Share in Mass Market Devices
(Quarterly Market Share %, Shipment)



- Source: Omdia Q1 2022 data, IDC and Company Estimates (This covers TFT-LCD DDICs)
- Do not update market share data due to high market volatility



We provide technologies for touch sensor displays including in-cell touch and the fast-growing segment of Touch and Display Driver Integration (TDDI) single-chips

MARKETS WE SERVE

Beginning with smartphones, expanded to tablets, automotive, and many other consumer electronic devices

- **Smartphone:** LCD TDDI widely adopted for entry & mid-range smartphones. TDDI penetration >70% and rapidly replace traditional DDIC
- **Tablet:** New in-cell TDDI refreshed tablet life cycle starting 1Q20. Himax, the primary supplier for non-iOS tablet tier-1 customers
- **Automotive:** 2Q19 MP. Selected by many leading tier-1 and OEMs for their upcoming vehicles. Shipped over 11M automotive TDDI chips till 3Q22. Contribution of automotive revenue grows will better position our long-term product mix in both profit margin and business visibility

In what devices can you find Himax TDDI technologies

Who uses Himax Touch and TDDI Technologies



Leadership in Automotive Displays



We offer comprehensive automotive display solutions covering DDIC, TDDI, TCON and AMOLED. Moreover, we also offer leading-edge non-driver solutions, covering LCoS, WLO, CIS, 3D Sensing and WiseEye AI Image Sensing for advanced automotive applications





We offer industry leading WLO design know-how and mass production expertise in structured light and ToF. Himax 3D Sensing offers SLiM total solution with leading depth perception feature and key components, 3D decoder IC, to reach out diversified end applications

MARKETS WE SERVE


Wafer Level Optics (WLO):

- DOE, diffuser, lens and other nanoimprinting diffractive optics for structured light, ToF and others. Accelerating new design activities of ToF projectors in world-facing ToF 3D Sensing camera for smartphone
- Waveguide for AR and LCoS. Lens for CIS

3D Sensing:

- E-payment, VR, smart door lock, automotive, access control, medical inspection, service robotics, industrial robotics, eye tracking and gesture controls for AR/MR/XR/VR

In what applications can you find Himax WLO and 3D Sensing



3D Ecosystem Partners

CyberLink 图语科技

iCatch Technology

国家金融科技测评中心
National FinTech Evaluation Center
银行卡检测中心
Bank Card Test Center

Others



Himax WiseEye AI Image Sensing technology brings computer vision AI to endpoint devices with extremely low power. We participate tier-1 endpoint-to-cloud ecosystems for broad market access. Himax CMOS image sensors include RGB, near infrared (NIR) and ultralow power Always-on Sensor (AoS)

MARKETS WE SERVE

WiseEye AI Image Sensing:

- NB, utility meter, battery security camera, shared bike parking, automotive, panoramic video conferencing, QR code reader, doorbell, door lock, endoscope, smart buildings/office, smart tripod, manufacturing, retail, agriculture

CIS:

- **Ultralow power AoS:** Best for IoT / WiseEye AI image sensing in human/ Occupancy Detection
- **NIR:** 3D sensing and WiseEye AI image sensing
- **RGB:** NB and web camera

WiseEye AI Ecosystem Partners



In what applications can you find Himax 3D/Smart Sensing technologies



LCoS Microdisplays



We are the leader and long-term innovator of Liquid Crystal on Silicon (LCoS) displays and one of the companies capable of high-volume production runs of LCoS displays for the launch of mass-market devices

Front-Lit LCoS Technology Advantages

- Compact form factor, brightness, power efficiency
- Simpler optical engine design and lower cost

MARKETS WE SERVE

LCoS and Front-Lit LCoS

- Industrial, consumer, shopping, search, gaming, sports, pico projector, AR/VR smart glasses, automotive head-up displays, Tier-1 OEM's market leading AR glasses

Phase Modulation and Beam Steering

- Holographic display, AR-HUD, WSS, ADAS and LiDAR



Who uses Himax LCoS micro display technologies

Optinvent

Google

lenovo




LUMOTIVE

Opportunities in Metaverse



Himax owns exceptional Optics, 3D Sensing, WLO and WiseEye AI solutions with mass production records. The diverse non-driver solutions fulfill different AR/MR/XR/VR metaverse related application needs in AR Displaying & Human Interface Sensing



LCoS WLO

AR Glasses



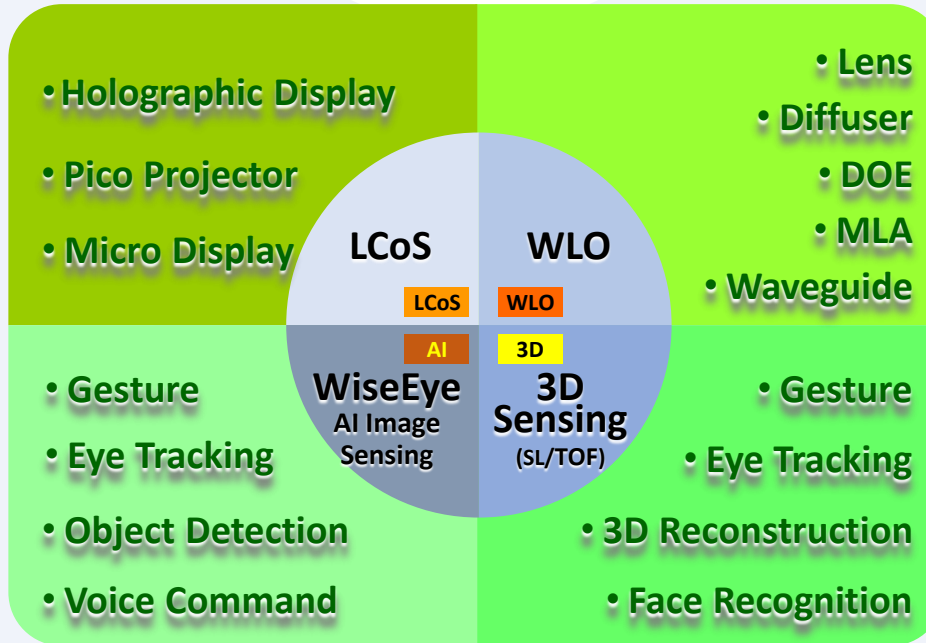
LCoS WLO 3D AI

MR Goggle + Eyeball Tracking



LCoS WLO 3D AI

XR Headset + Gesture Control



AI 3D WLO

VR HMD + Gesture Control



AI 3D WLO

3D Naked-Eye 3D Display + Eye Tracking

LCoS WLO

AR HUD



3D WLO

Digital Twins / 3D Object Reconstruction

Our Customers



DISPLAY DRIVERS



WAFER LEVEL OPTICS



Others

CMOS IMAGE SENSORS



LCOS MICRODISPLAYS



TDDI & TOUCH CONTROLLERS



POWER MANAGEMENT IC & LED DRIVERS



TIMING CONTROLLERS

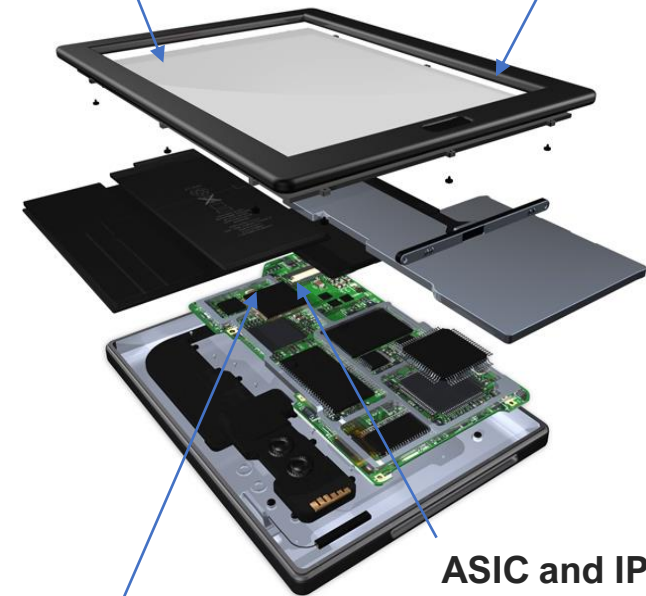


We are In Displays

- Display Driver
- TCO
- PMIC
- LED Driver
- P-gamma OP

On Touch Panels

- Controller IC



- In Camera Modules
- CMOS Image Sensor
- Wafer Level Optics

- ASIC and IP
- Servicing and licensing

- In AR Devices
- LCoS, WLO



- In VR Devices
- LCoS, WLO



Fabless Manufacturing Expertise



Display Driver

Wafer Fabrication



Gold Bumping



Processed Tape



Chip Probe Testing



Assembly and Testing



CMOS Image Sensor Back-end


Package




FT



Chip Probe Testing



RW



SOC

Chip Probe Testing

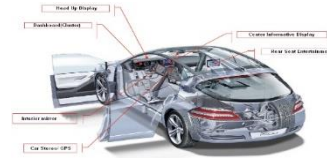


Package



FT





Himax

Market Opportunities by Product Application and Himax Strategies

Market Trends

- Expect higher TDDI penetration in tablet and auto going forward
- TDDI fits in consumer demand for slimmer devices
- Higher penetration of TDDI is refreshing smartphone /tablet/ automotive life cycle, creating higher content value and margin
- Panel features, size and quantity inside the car are increasing, driving higher demand of DDIC and TDDI for automotive

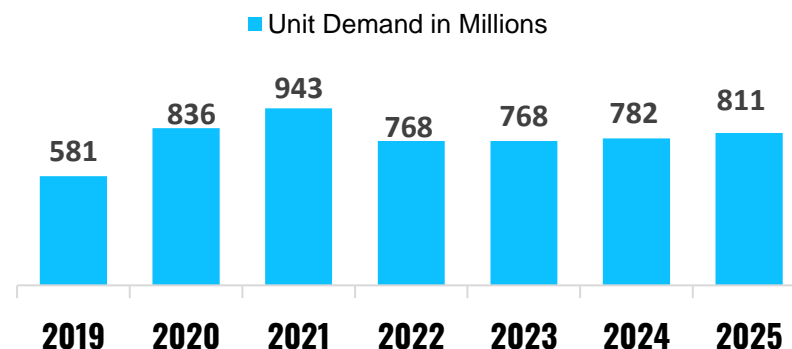
Himax Strategies and Market Position

TDDI pure in-cell solution

- Numerous new design-wins and shipment with top-tier tablet and smartphone makers started 4Q19
- TDDI is the biggest growth driver for Himax from 2020. Our tablet TDDI dominates share in non-iOS tablet market, while our automotive TDDI won hundreds of design-win and is slated for exponential growth moving forward along with fast-expanding NEV market
- In-cell TDDI is becoming mainstream for non-iOS tablet, where Himax is the primary source. Mass production started for major tier-1 OEMs since 1Q20, with robust growth from 2020 onward
- Himax tablet TDDI with active stylus feature is well penetrated into new designs for accurate handwriting and painting. TDDI with active stylus feature represented over 30% of tablet TDDI sales
- Himax dominates automotive TDDI technology with mass production experience. Shipped over 11M automotive TDDI chips till 3Q22
- 1st in the industry to launch LTDI (Large Touch and Display Driver Integration) automotive display solution specially for the next generation extra-large-sized automotive displays, typically > 30 inches. Cascade-topology technique allows up to 30 chips seamlessly connected in support of extra-large display & high-precision touch sensitivity
- Product migration and new TDDI product development towards higher performance, ultra slim bezel and higher resolution feature

Global Smartphone TDDI Demand Forecast 2019-2025

(Omdia, 2022)



TDDI Technology Enables OEMs to Manufacture Thinner, Better and Less Expensive Phones



Display Driver IC (DDIC)



Market Trends

- Chinese panel makers, benefited from Korean fab restructuring and increased their global market share, will procure more volume from Taiwan DDIC supply chain
- Leading Chinese panel makers' shipments continue to dominate the market. China ranked the No. 1 position with its total TFT-LCD capacity
- 4K TV penetration accelerates; 8K TV started to emerge
- Demands for more sophisticated and higher performing displays are rising in the automotive segment

Himax Strategies and Market Position

- Leading market share of large DDIC in China
- Major beneficiary of Industry and Korean fab restructuring which will increase Chinese panel maker's global market share
- Increased shipments of 4K solutions. Collaborate with major panel makers on the development of next generation 8K TVs. 8K TV is a strategic area for Himax as it represents a high barrier of entry for late comers and much more IC and Tcon used per device
- Leader in higher frame rate and low power solution in high end gaming monitor and NB market
- Continue to commit on AMOLED development. Our automotive AMOLED driver and Tcon commenced production in China flagship EV in 1Q22. Tablet AMOLED solution, Tcon and driver, will enter mass production starting 2Q22 with Chinese panel makers
- Not only DDIC, Himax also provides comprehensive TCON lineups for a total solution to meet demands of high resolution, high frame rate and low power features in numerous displays such as 8K/4K TV, gaming monitor, low power NB, automotive (LCD and AMOLED) and tablet AMOLED

WLO and 3D Sensing



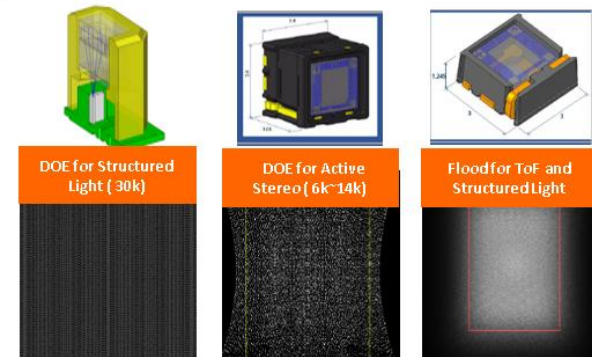
Market Trends

- Wafer-Level Optics (WLO) remains the best technology for structured light, Time-of-Flight (ToF) related 3D sensing
- Very few companies can provide advanced WLO solutions to achieve optical high efficiency, small form factors, and eye safety regulations for consumer devices
- 3D sensing is expected to be widely adopted by smartphones, AR/VR, e-payment and access control, etc.
- Increasing 3D applications adopt our 3D Sensing technologies for state-of-art Human Interface Sensing, such as gesture control, eye tracking and 3D reconstruction

Himax Strategies and Market Position

- WLO: Exceptional design know-how and mass production expertise. We deliver consistent product quality and high yields for WLO anchor customer's large-scale adoption since 2015 with continuous shipment
- Continue to participate the most advanced 3D sensing projects covering structured light for non-smartphone applications and ToF for smartphone
- Collaborating with tier-1 laser and sensor partners to develop new world-facing 3D sensing camera for tier-1 OEM whereby we provide optical components and/or projectors, which are critical for the performance of the whole ToF solution
- Offer market leading 3D decoder ASIC to customers who wish to design their own structured light 3D sensing solution. Good achievement in e-payment engagement in China. Welcomed by 3D industry in areas where privacy is of importance
- In non-smartphone, working with industry-leading facial recognition algorithm and application processor partners to develop new 3D sensing application for business access control, medical inspection, etc
- 3D Sensing and WLO technologies: Continuous collaboration with tech giants in various immersive, touchless and 3D perception related AR/VR/XR/MR applications

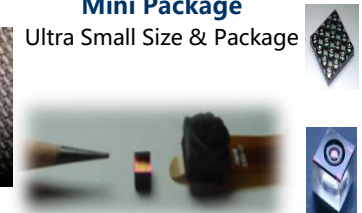
Himax WLO for 3D Sensing



Wafer Level Process
 Integrated Optics
 High Accuracy
 Scalability In Production




Mini Package
 Ultra Small Size & Package



WLO for 3D ToF / Structured Light



WiseEye™ AI Image Sensing and CIS



Market Trends

- Smart AI devices demand boosted, but very few companies can provide ultralow power solutions in vision AI in the area of human detection, people tracking, people counting, and gesture control. WiseEye Technology was adopted by Dell in a series of laptop in 1Q22
- Starting 2022, we see increasing adoption of Himax's ultralow power WiseEye AI image sensing solution in endpoint AIoT applications, including smart meter, smart home/office, smart agriculture, industrial, healthcare and retail, etc.

Himax Strategies and Market Position

- Himax Ultralow Power CMOS Image Sensor (CIS):
 - Industry first ultralow power and low latency back-illuminated CIS solution for always on, intelligent visual sensing
 - Our CIS includes near infrared (NIR) sensors for 3D sensing and ultralow power computer vision Always-on-Sensor (AoS). Good for smart building and security applications, next generation NB, and AR/VR for mobile devices
 - Support qqHD/QVGA/VGA AoS and industrial first 2-in-1 RGB/NIR/AI sensor
 - Reference design win for Google TensorFlow Lite
- Himax WiseEye AI Image Sensing:
 - WiseEye AI Image Sensing total solution: Composed by industry leading AoS, AI processor and tinyML AI algorithm. Our WiseEye AI solution features in ultralow power and context-aware vision AI, which can meet demands for various endpoint AI applications
 - 1Q22 Dell announced the adoption of WiseEye technology in their new laptops. More design-ins in areas such as smart meter (AMR), shared bike parking, smart tripod, panoramic video conference, endoscopes, battery camera, etc.
 - Key component business model: We reinforce our go-to-market strategy by intensively participating cutting-edge AI ecosystem and cloud service partners' AI infrastructure, such as Google TensorFlow Lite for Microcontrollers, Microsoft Azure, Arm and tinyML Foundation

Who uses Himax CIS



Ultralow Power Sensor Applications



Best For IoT/WiseEye AI Image Sensing

Face/Body Detection,
Eye Tracking & Gesture Control,



LCoS Microdisplays

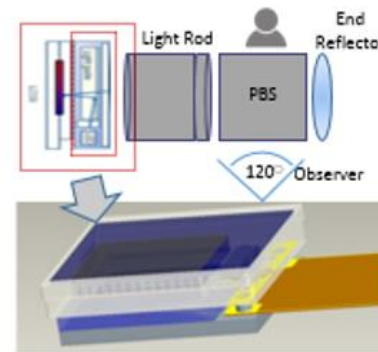


Market Trends

- Many top name multinationals and start-ups are investing heavily to develop the AR ecosystem, including applications, software, operating systems, system electronics and optics
- Capabilities in technology know-how and scalable manufacturing are significant barriers of entry to new market entrants and existing technology companies
- Himax can provide the integrated services of R&D, joint development and manufacturing expertise


Himax Strategies and Market Position

- The leader in microdisplays with patent-protected technology, in-house facilities and shipping record of > 3M units
- Focus on AR goggle devices and HUD for automotive applications
- Customer list for AR goggle device covers many of the world's biggest tech giants. Many of whom demoed their new AR goggles at CES 2020
- Our front-lit LCoS is one of the mainstream technologies for AR goggle devices. On-going collaboration with global Tier 1 AR glasses device manufacturers since 2011
- Design-wins of high-end HUD for the automotive sector
- Introduced Phase Modulation technology for LCoS 2.0 microdisplay. Aiming holographic display for AR-HUD, LiDAR for autonomous driving or ADAS, WSS for WDM
- LCoS represents a long-term growth opportunity for Himax


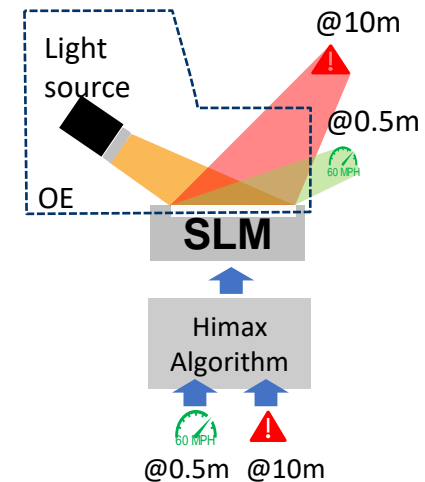


Front Lit LCoS Advantages

- Compact Form Factor
- Brightness
- Power Efficiency
- MP Efficiency & Readiness



LCoS 2.0 Phase Modulation



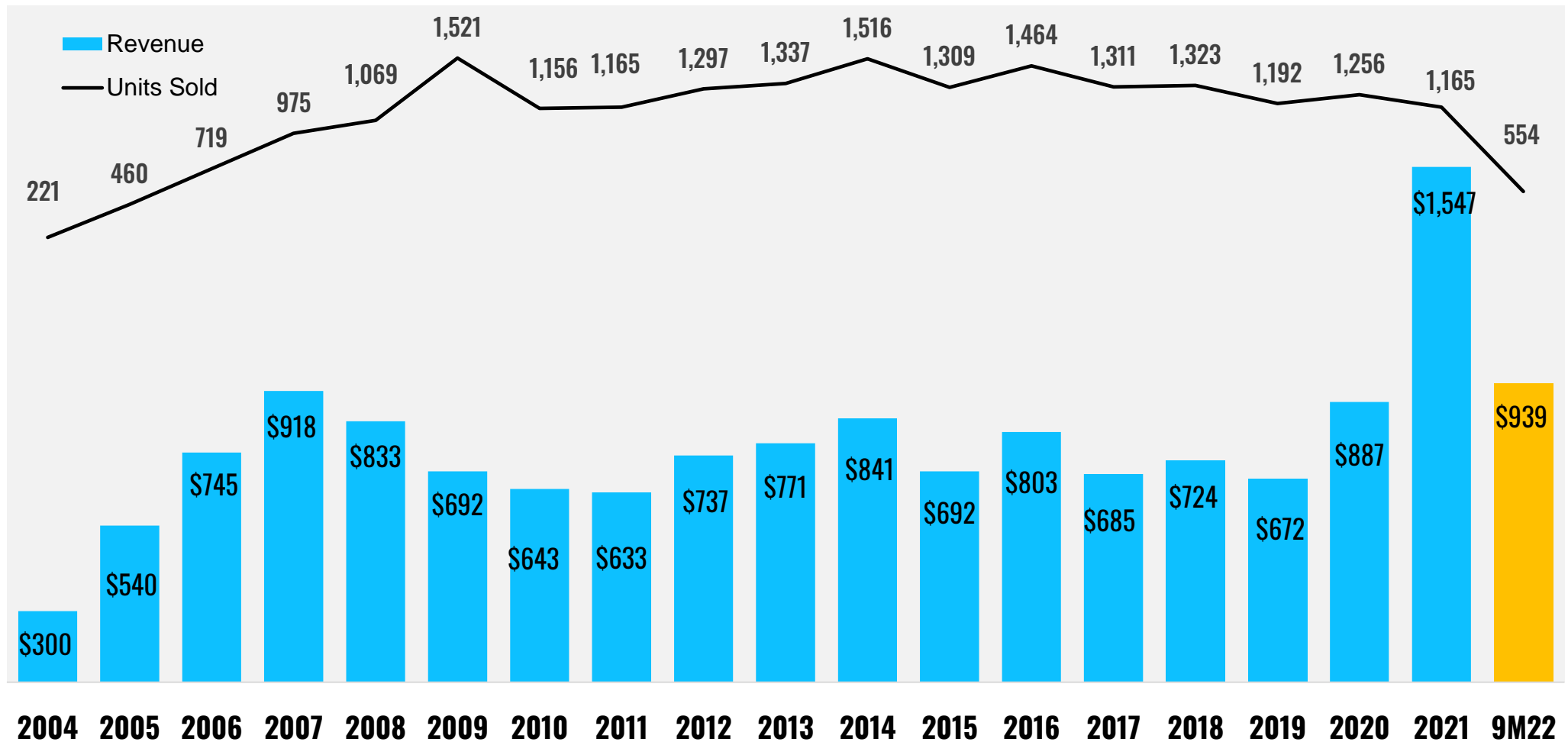


2022 YTD Financial Review



We are One of the Leading Semiconductor Companies in the World

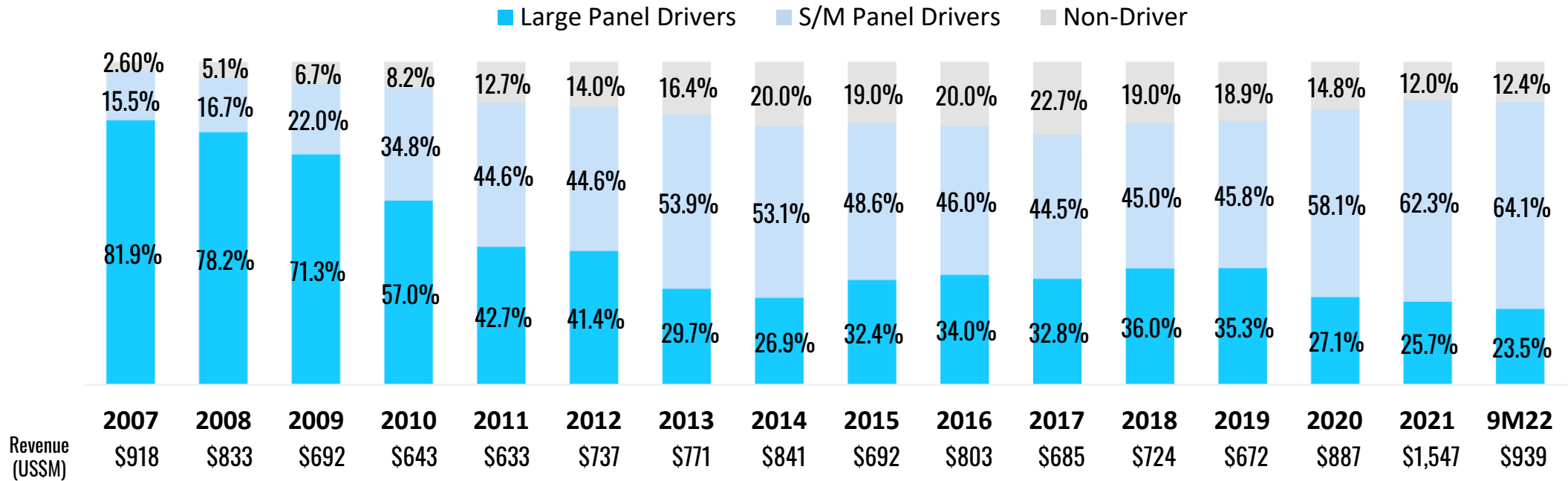
Units Sold and Revenue (in millions of units and millions of USD)



A Balanced Product Mix...



Category Product Mix



- Global market leader in driver ICs for large and small & medium-sized panels**
 - Large display driver business positions toward high end 8K/4K TV, gaming monitor and low power NB
 - Leadership in auto driver sales, in both DDIC & TDDI. First mover of auto TDDI with over 3M unit shipment in 1Q22 alone. Auto sales anticipated to be major revenue contributor throughout 2022 and beyond
 - Market leader in tablet TDDI with mass production from 1Q20. Well dominate non-iOS tablet as primary supplier to customers
- Innovative Non-driver technologies in advanced Tcon, Wafer Level Optics, 3D Sensing, CIS, WiseEye AI and LCoS microdisplays**
 - Outstanding performance in high value added Tcon area including 8K/4K TV, gaming monitor, low power NB, automotive & AMOLED
 - WiseEye AI Image Sensing: Collaborates with global endpoint-AI solution partners by actively engaging endpoint-to-cloud platforms
 - Market leader in 3D Sensing for both Structured Light and TOF. 3D decoder IC well adopted in e-payment
 - Enlarge LCoS microdisplay for AR/VR, pico projector. Extend to phase modulation LCoS technology for AR-HUD, LiDAR and WSS
 - Top choice of global leaders to jointly develop non-driver category / optical technologies for emerging metaverse applications in AR/VR devices and human interface sensing. Enjoy diverse customers, strengthened product portfolio and higher margin

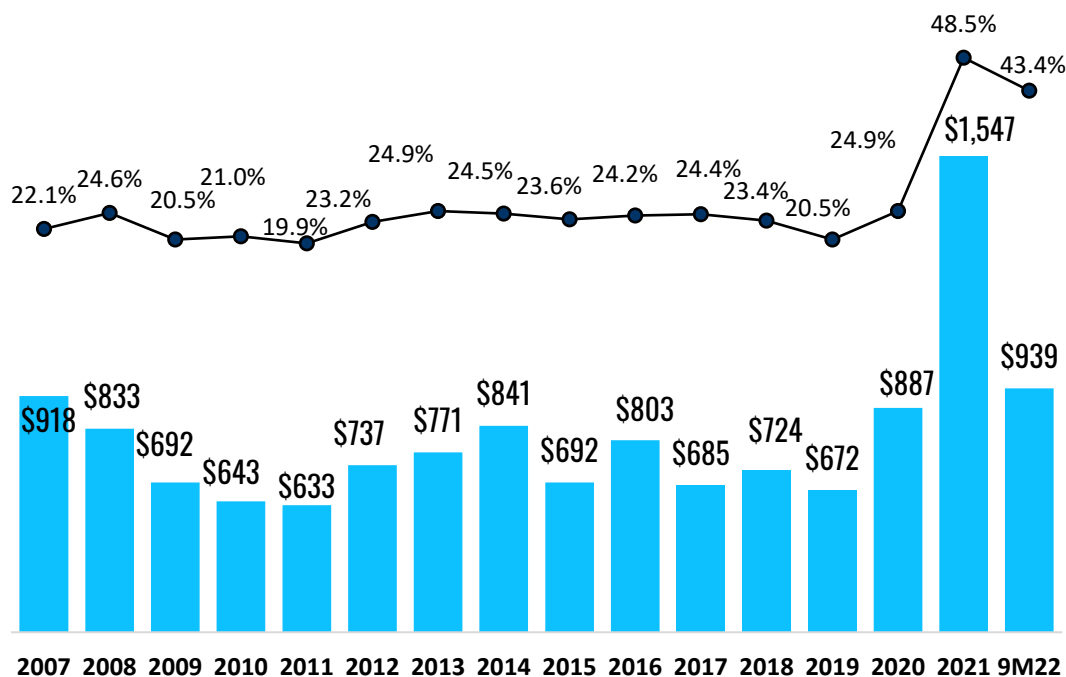
Gross Margin is a Key Business Focus



Non-IFRS Measures

Revenue & Gross Margin

US\$M in Revenue and Gross Margin %

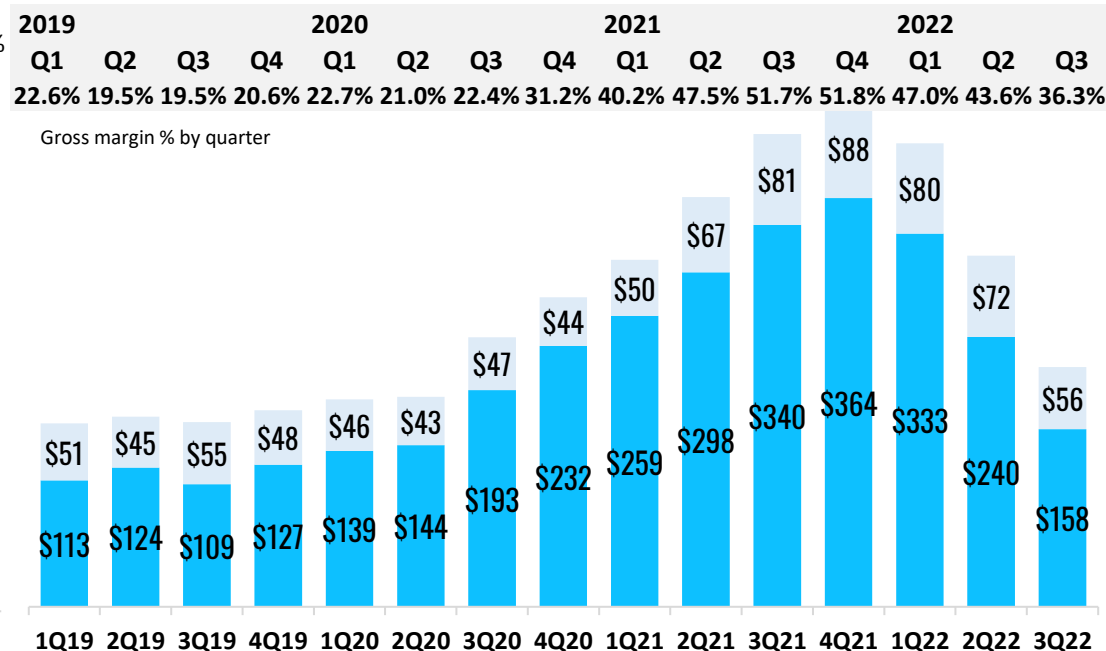


Non-IFRS Measures

Geographical Revenue Mix & Quarterly GM

US\$M in Revenue and Quarterly Gross Margin %

China Sales (Blue), ROW Sales (Light Blue)



Margin improved with favorable product mix

- High margin segments supporting our long-term growth
 - Leadership in Auto: A leading supplier with leading technology spec (DDIC/TDDI/Tcon/AMOLED). First mover in auto TDDI now broadly adopted by main auto makers. Demand unfolding with a trend in new energy vehicle (NEV) and auto pilot
 - Leadership in tablet: A dominate supplier with leading technology spec in TDDI
 - New revenue stream: Ultralow power WiseEye AI image sensing and always-on sensor are needed for endpoint AI devices

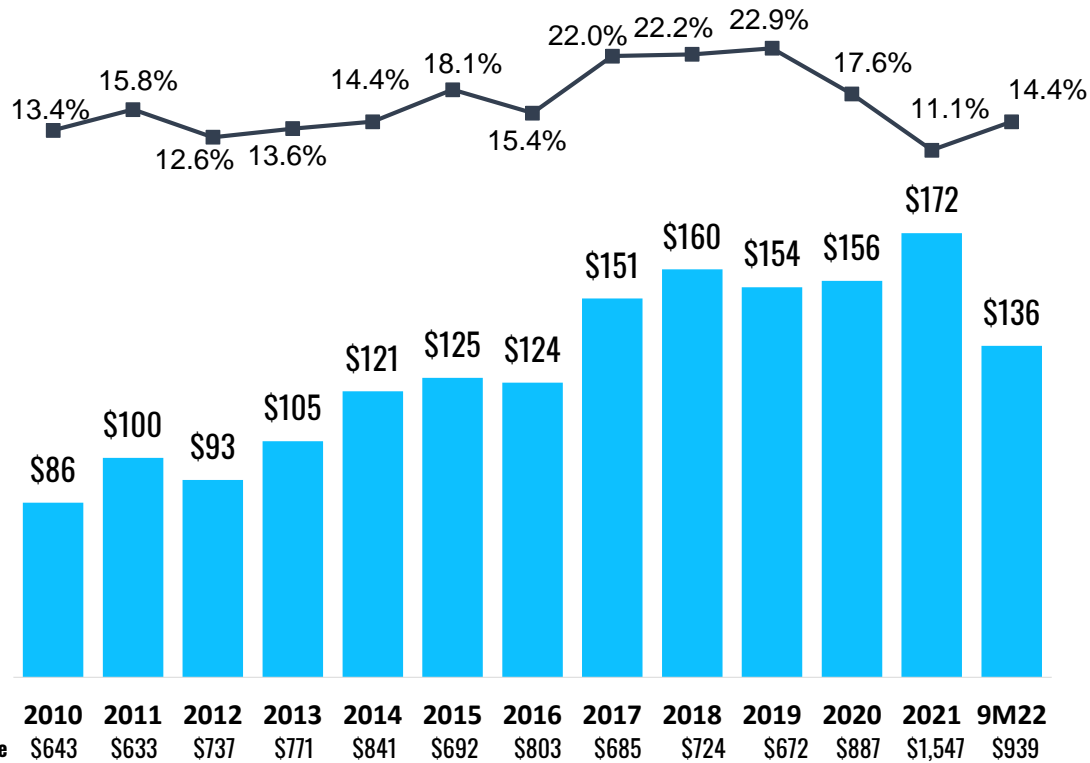
- 2019 GM declined due to adverse product mix change
- Sales and GM started to ramp from Q2 2020 from the surging demands triggered by pandemic along with the capacity shortage
- 2021 GM set a new high for favorable price and product mix amid severe capacity shortage period
 - Strong demand for monitor and NB due to WFH/LFH
 - Our TV sales enjoy decent growth on the backdrop of a sluggish global TV market
 - Strong growth in TDDI for tablet / automotive
 - Robust auto demand derived from display inside the auto increase in number, size and feature, implying more demand for auto drivers ICs
- 3Q22 Auto business remains the largest revenue contributor. Auto, Tcon, AMOLED and WiseEye AI business all enjoy higher GM

OPEX and the Bottom Line



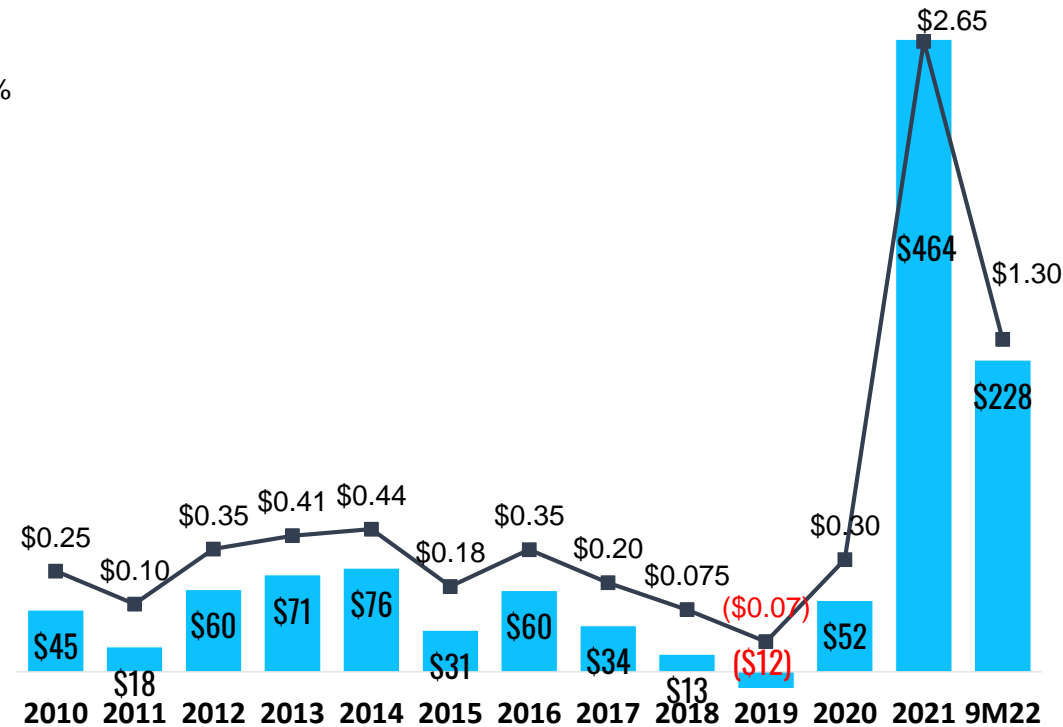
Non-IFRS Measures

OPEX and % of Total Sales (US\$M/ %)



Non-IFRS Measures

Profit and EPS (US\$M/ US\$)



- 2018 & 2019 higher capex to meet the demands of 3D sensing total solution, projector module or optics
- 2019 completion of the new WLO facility, including additional WLO capacity, active alignment equipment and extra office
- Continuous commitment to R&D and customer engineering for strategic area with great growth potential in the future
- 2019 Profit declined due to adverse product mix change, weaker market demand and intensified competition
- 2021 OPEX Up 9.7% YoY. Operating expense ratio reduced from 17.6% in 2020 to 11.1% in 2021, reflecting our careful management over operating expenses. Target to maintain same strategy in 2022

Performance History



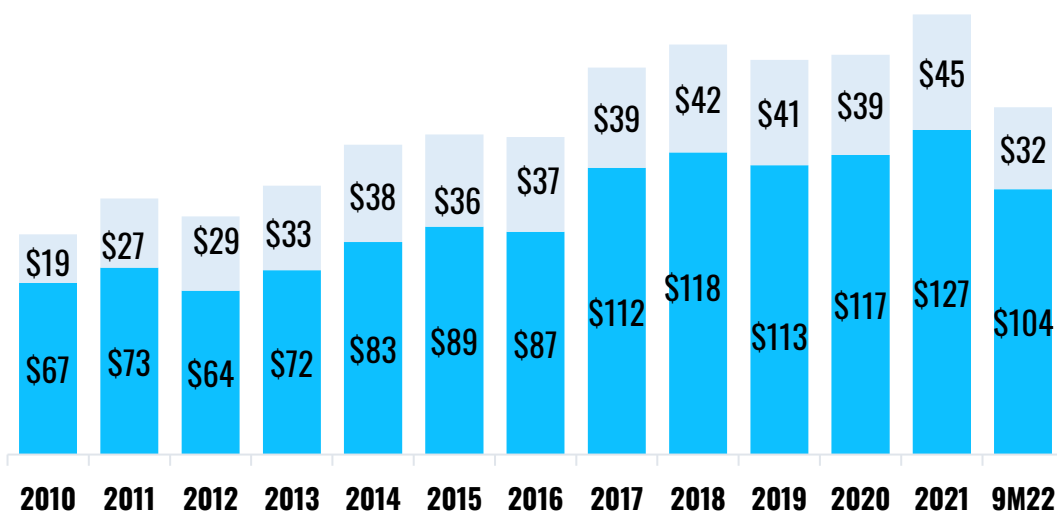
Non-IFRS Measures

Operating and R&D Expenses (US\$M)

■ R&D Expense ■ Operating Expense ex. RD

Total Operating and R&D Expense (US\$M)

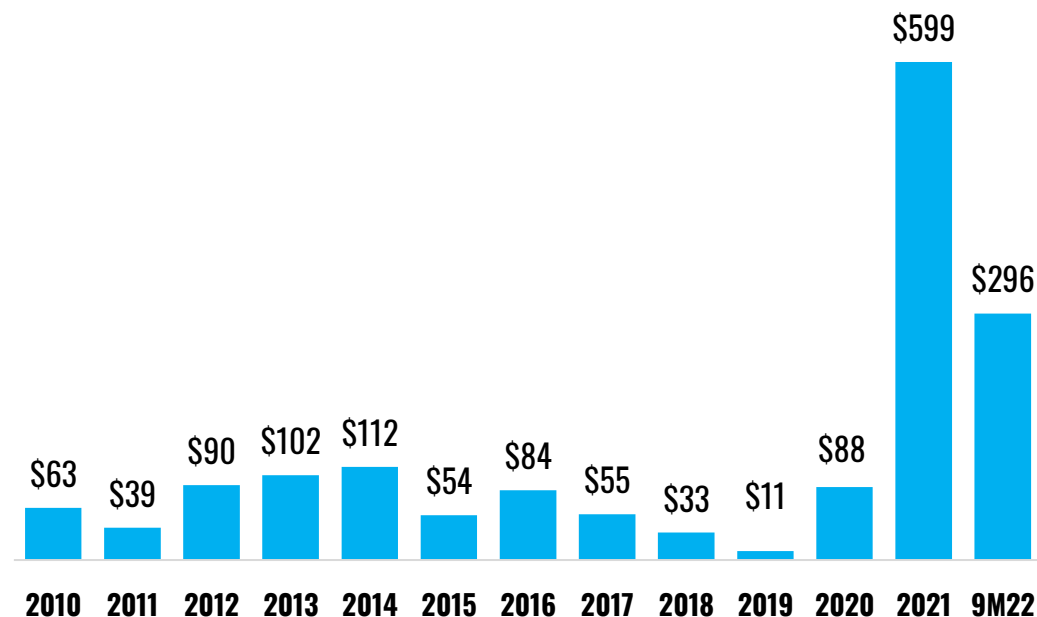
86 100 93 105 121 126 124 151 160 154 156 172 136



- Well-manage R&D investment & expense for customer engineering for strategic growth including WLO, CIS, TDDI, Auto, AMOLED, 3D Sensing & WiseEye AI Image Sensing
- IFRS Share-based compensation and cash award from 2014 to 2021: \$11.1mn, \$6.2mn, \$10.2mn, \$6.9mn, \$4.1mn, \$0.4mn, \$5.4mn and \$31.0mn

Non-IFRS Measures

EBITDA (US\$M)

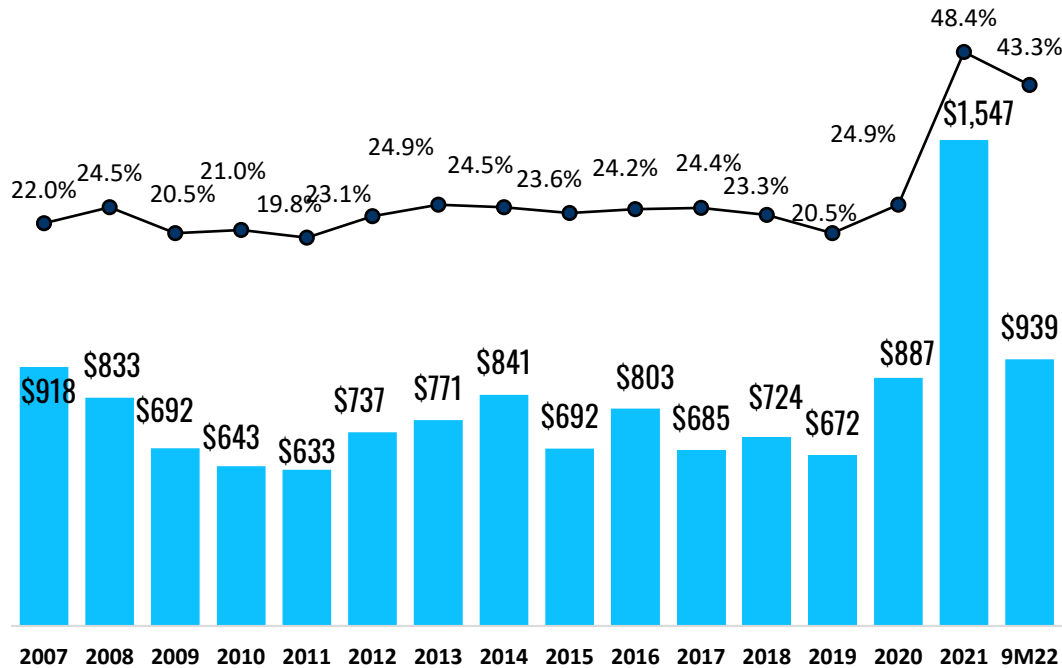


- Robust profit growth in 2016 as a result of revenue growth and GM enhancement from new product
- 2019 profit setbacks caused by lower GM due to adverse product mix change
- From 2021, 5G/HPC/AIoT/Auto demand and WHF demand derived from pandemic caused tight capacity shortage for mature process node and led to favorable pricing where GM is higher than those before 2019

IFRS Measures

Revenue & Gross Margin

US\$M in Revenue and Gross Margin %

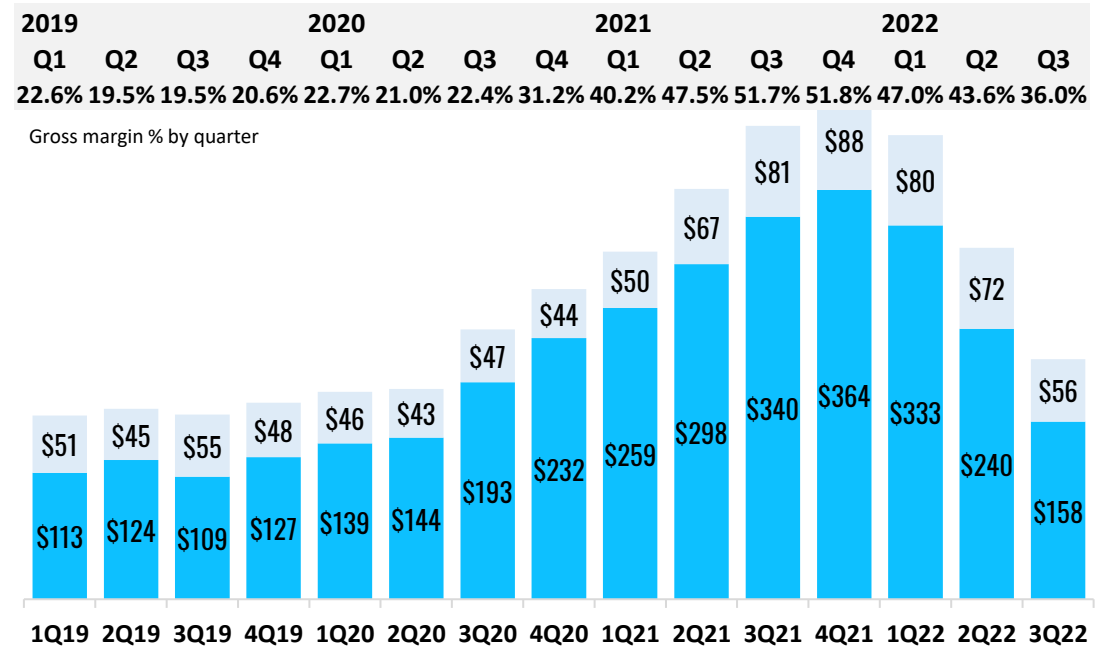


IFRS Measures

Geographical Revenue Mix & Quarterly GM

US\$M in Revenue and Quarterly Gross Margin %

China Sales (Blue) | ROW Sales (Light Blue)



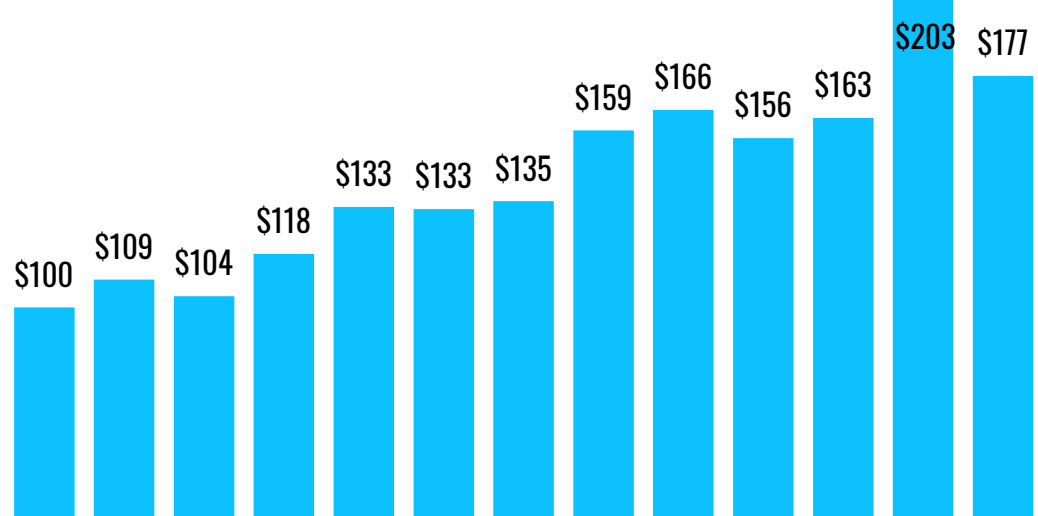
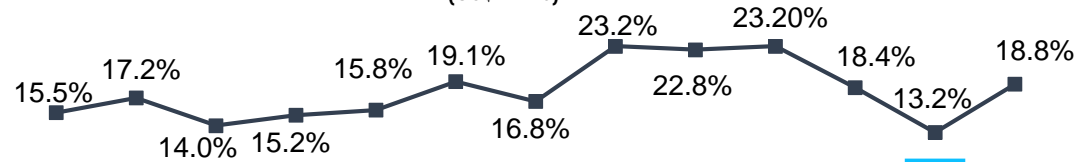
OPEX and the Bottom Line - IFRS



IFRS Measures

OPEX and % of Total Sales

(US\$M / %)

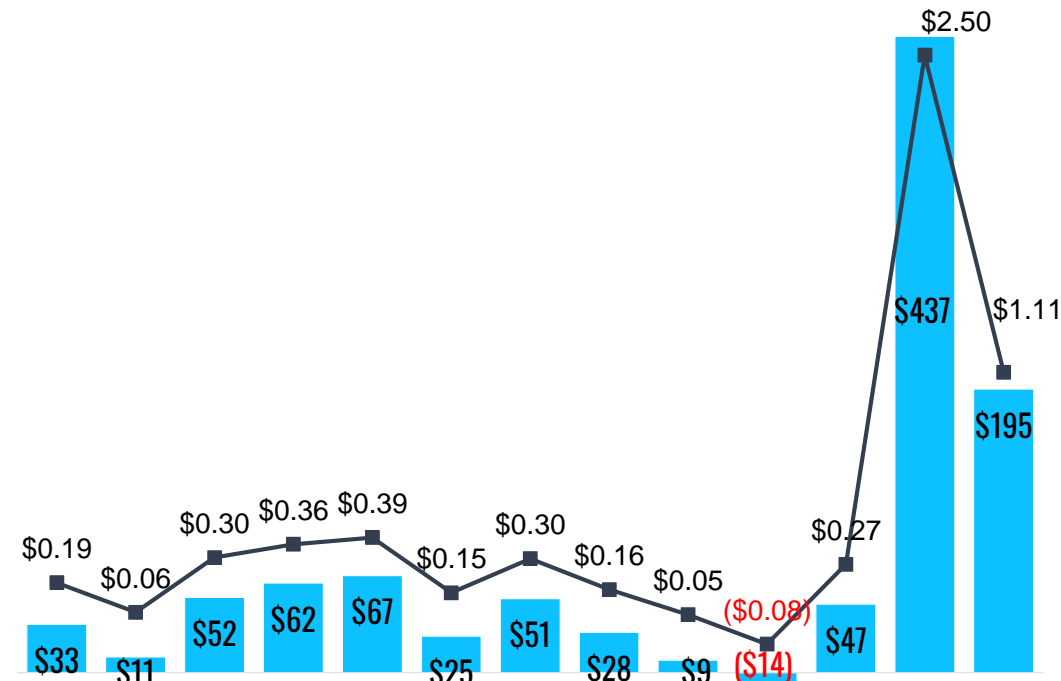


Revenue \$643 \$633 \$737 \$771 \$841 \$692 \$803 \$685 \$724 \$672 \$887 \$1,547 \$939

IFRS Measures

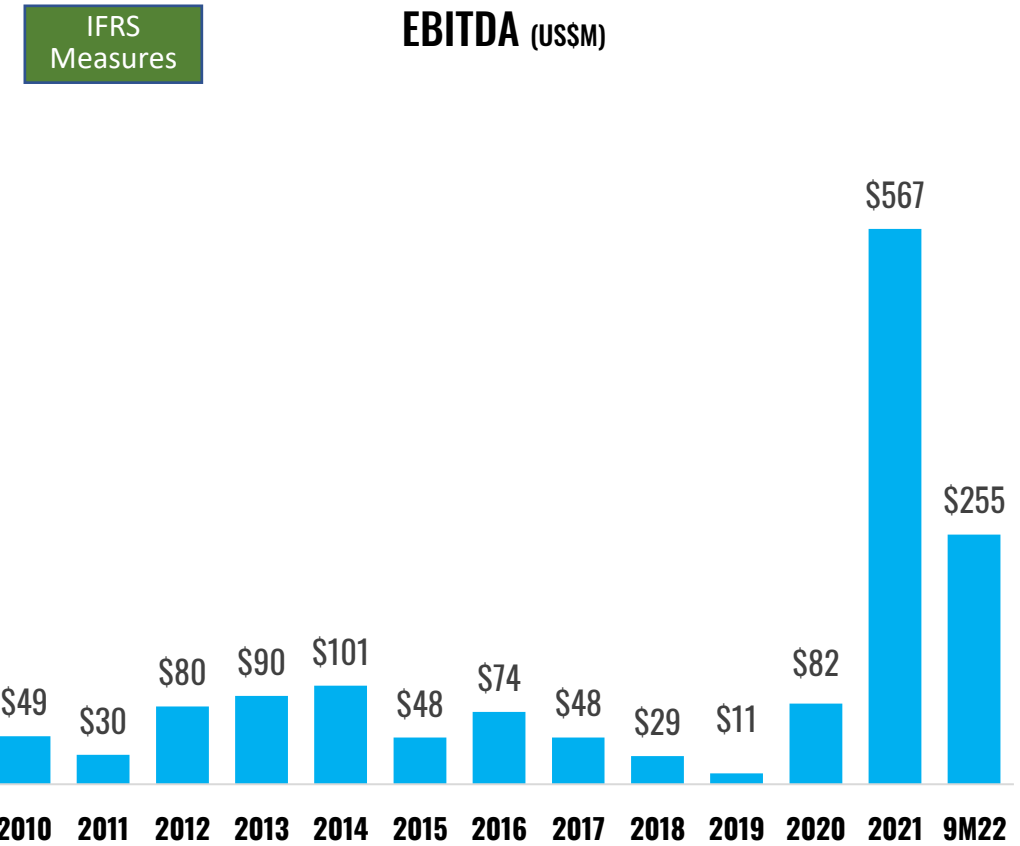
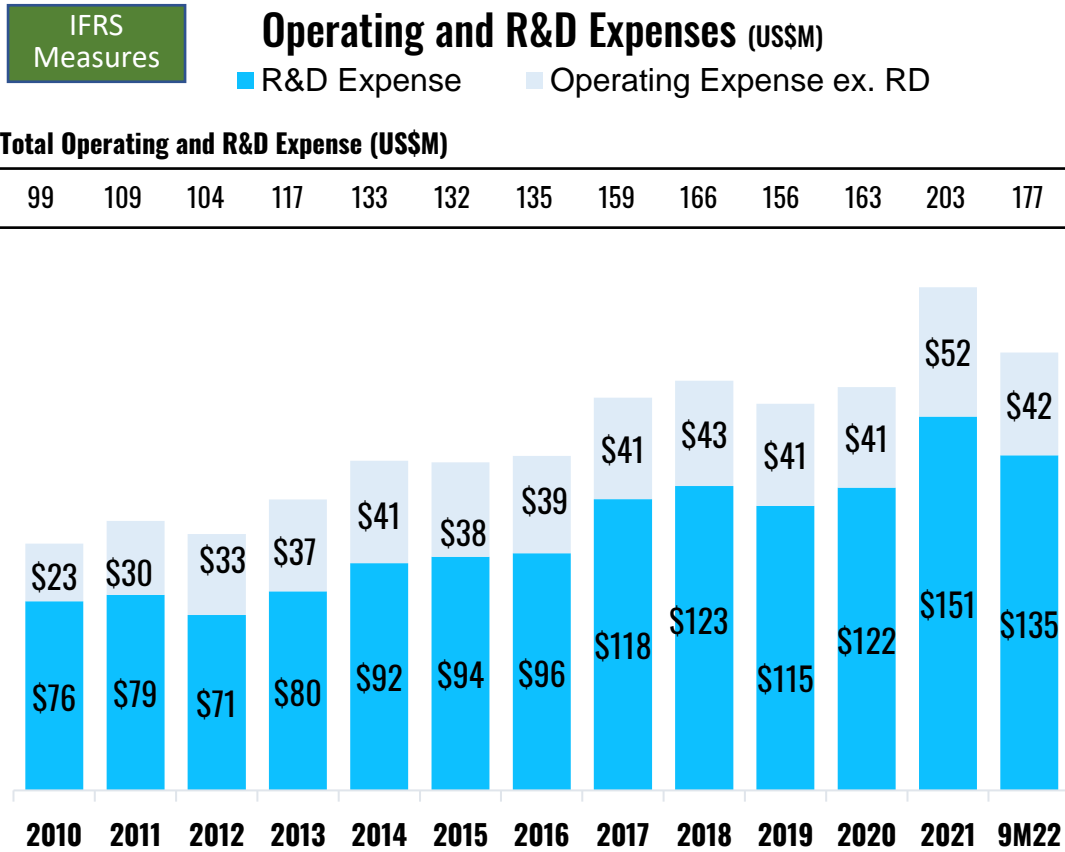
Profit and EPS

(US\$M / US\$)



2010 2011 2012 2013 2014 2015 2016 2017 2018 2019 2020 2021 9M22

Performance History - IFRS



Income Statement



For the Fiscal Period Ended	3Q-2022 (Unaudited)	3Q-2021 (Unaudited)	2Q-2022 (Unaudited)	Y2021 (Audited)	Y2020 (Audited)
Revenues	\$213,631	\$420,938	\$312,606	\$1,547,097	\$887,282
Cost of revenues	136,828	204,213	176,245	798,519	666,501
Gross profit	76,803	216,725	136,361	748,578	220,781
Gross margin	36.0%	51.5%	43.6%	48.4%	24.9%
Operating expenses					
Research and development	55,749	51,399	40,355	151,386	122,265
General and administrative	8,554	9,025	6,678	29,281	23,915
Sales and marketing	8,555	8,057	5,566	22,890	16,675
Total operating expenses	72,858	68,481	52,599	203,557	162,855
Operating income	3,945	148,244	83,762	545,021	57,926
Non-operating income (loss)	1,614	(15)	2,683	(429)	(1,054)
Profit before income taxes	5,559	148,229	86,445	544,592	56,872
Income tax expense (benefit)	(2,449)	30,379	16,271	110,657	11,712
Profit for the period	8,008	117,850	70,174	433,935	45,160
Add: Loss attributable to noncontrolling interests	311	866	461	2,961	1,974
Profit attributable to Himax stockholders	\$8,319	\$118,716	\$70,635	\$436,896	\$47,134
Non-IFRS profit attributable to Himax stockholders	\$29,774	\$138,931	\$76,764	\$463,565	\$52,330
IFRS earnings per ADS attributable to Himax stockholders (in cents)					
Basic	4.8	68.0	40.4	250.2	27.3
Diluted	4.8	68.0	40.4	249.8	27.2
Non-IFRS earnings per ADS attributable to Himax stockholders (in cents)					
Basic	17.0	79.5	43.9	265.5	30.3
Diluted	17.0	79.5	43.9	265.1	30.2

Balance Sheet



	<u>September 30, 2022</u> (Unaudited)	<u>June 30, 2022</u> (Unaudited)	<u>September 30, 2021</u> (Unaudited)
Assets			
Current assets:			
Cash and cash equivalents	\$219,745	\$452,902	\$229,197
Financial assets at amortized cost	8,147	8,539	17,861
Financial assets at fair value through profit or loss	0	192	3,765
Accounts receivable, net (including related parties)	253,284	371,033	400,897
Inventories	410,071	337,312	160,947
Restricted deposit	369,300	151,400	156,800
Other current assets	111,005	93,164	55,832
Total Current Assets	1,371,552	1,414,542	1,025,299
Financial assets at fair value through profit or loss	14,466	14,037	13,943
Equity method investments	3,293	3,994	3,920
Property, plant and equipment, net	127,598	128,839	133,874
Goodwill	28,138	28,138	28,138
Refundable deposits	162,924	174,779	87,001
Other assets	22,963	26,501	35,726
Total Assets	\$1,730,934	\$1,790,830	\$1,327,901
Liabilities and Equity			
Current liabilities:			
Current portion of long-term unsecured borrowings	\$6,000	\$6,000	\$6,000
Short-term secured borrowings*	369,300	151,400	151,400
Accounts payable (including related parties)	191,971	243,304	226,290
Income taxes payable	66,517	71,112	61,217
Other current liabilities	102,809	324,925	65,685
Total Current Liabilities	736,597	796,741	510,592
Long-term unsecured borrowings	42,000	43,500	48,000
Other liabilities	103,782	109,457	38,093
Himax stockholders' equity	847,722	839,996	728,231
Noncontrolling interest	833	1,136	2,985
Total Liabilities and Equity	\$1,730,934	\$1,790,830	\$1,327,901

* Short-term secured borrowings is guaranteed by restricted deposit

Cash Flow Statement



	<u>3Q-2022</u> (Unaudited)	<u>2Q-2022</u> (Unaudited)	<u>2021FY</u> (Audited)	<u>2020FY</u> (Audited)
<u>Profit for the period</u>	<u>\$8,008</u>	<u>\$70,174</u>	<u>\$433,935</u>	<u>\$45,160</u>
Depreciation and amortization	5,359	5,411	21,342	23,596
Share-based compensation expenses	662	729	700	763
Finance costs	843	328	1,074	1,705
Income tax expense (benefit)	(2,449)	16,271	110,657	11,712
Inventories write downs	7,282	4,577	9,448	11,919
Others	(122)	(3,248)	(490)	(1,284)
	19,583	94,242	576,666	93,571
Changes in:				
Decrease (increase) in accounts receivable (including related parties)	117,749	71,217	(166,395)	(78,297)
Decrease (increase) in inventories	(80,041)	(88,834)	(99,341)	24,772
Increase (decrease) in accounts payable (including related parties)	(51,323)	(12,404)	74,954	57,335
Others	(3,071)	8,837	22,260	8,675
Cash generated from operating activities	2,897	73,058	408,144	106,056
Interest received	443	1,171	852	1,066
Interest paid	(843)	(328)	(1,074)	(1,811)
Income tax paid	(6,171)	(64,785)	(19,646)	(2,701)
Net cash provided by (used in) operating activities	(\$3,674)	\$9,116	\$388,276	\$102,610
Acquisitions of property, plant and equipment	(3,402)	(2,497)	(7,562)	(5,786)
Acquisitions of financial assets at amortized cost	(720)	(1,134)	(25,362)	(3,829)
Proceeds from disposal of financial assets at amortized cost	660	16,157	8,011	6,735
Acquisitions of financial assets at fair value through profit or loss	(30,179)	(27,543)	(23,417)	(19,743)
Proceeds from disposal of financial assets at fair value through profit or loss	33,188	70,316	29,141	12,068
Increase in refundable deposits	(6,131)	0	(213,056)	(13,992)
Others	0	(26)	(435)	2,182
Net cash provided by (used in) investing activities	(\$6,584)	\$55,273	(\$232,680)	(\$22,365)
Payments of cash dividends	(217,873)	0	(47,424)	(4)
Proceeds from short-term unsecured borrowings	0	0	15,000	208,137
Repayments of short-term unsecured borrowings	0	0	(15,000)	(265,355)
Proceeds from long-term unsecured borrowings	40,000	0	0	60,000
Repayments of long-term unsecured borrowings	(41,500)	(1,500)	(6,000)	(1,500)
Proceeds from short-term secured borrowings	668,700	51,400	611,600	278,000
Repayments of short-term secured borrowings	(450,800)	(51,400)	(564,200)	(338,000)
Release (pledge) of restricted deposit	(217,900)	0	(47,400)	60,000
Guarantee deposits received (refunded)	(882)	14,181	54,050	0
Others	(601)	(1,507)	(5,113)	1,983
Net cash provided by (used in) financing activities	(\$220,856)	\$11,174	(\$4,487)	\$3,261
Effect of foreign currency exchange rate changes	(2,043)	(674)	(23)	377
Net increase (decrease) in cash and cash equivalents	(\$233,157)	\$74,889	\$151,086	\$83,883
Cash and cash equivalents at beginning of period	<u>\$452,902</u>	<u>\$378,013</u>	<u>\$184,938</u>	<u>\$101,055</u>
Cash and cash equivalents at end of period	<u>\$219,745</u>	<u>\$452,902</u>	<u>\$336,024</u>	<u>\$184,938</u>



Dr. Biing-Seng Wu, Chairman of the Board - Dr. Wu, the founder of Himax, previously served as President, CEO and Director of Himax Taiwan. As a pioneer of TFT-LCD panel industry in Taiwan, Dr. Wu has been active in the TFT-LCD panel industry with profound experience. With 121 patents related to Flat Panel Display and 3D Sensing granted worldwide, Dr. Wu has made significant contributions to Taiwan panel industry including the completion and operation of Taiwan's very first TFT-LCD plant, the winner of Outstanding Industry Contribution Award at the Gold Panel Awards 2009 from Ministry of Economic Affairs, etc. Dr. Wu holds a B.S. degree, an M.S. Degree and a Ph.D. Degree in Electrical Engineering from National Cheng Kung University. With well-recognized outstanding research and development capabilities, Dr. Wu received numerous awards including National Invention Award of Taiwan from Taiwan Executive Yuan in 1992, Research Achievement Awards from Industrial Technology Research Institute for two consecutive years in 1992 and 1993, ERSO Award from Pan Wen Yuan Foundation in 2008, 2011 NCKU Outstanding Alumni Award, etc.



Jordan Wu, President, CEO and Director - Mr. Jordan Wu, co-founder, President and Chief Executive Officer of Himax Technologies Inc., a NASDAQ-listed fabless IC design company headquartered in Tainan, Taiwan. Prior to co-founding Himax, he served as CEO of TV Plus Technologies, Inc. in Taiwan and CFO and Executive Director of DVN Holdings Ltd. in Hong Kong. Prior to that, he was an investment banker in Hong Kong with Merrill Lynch (Asia Pacific) Limited, Barclays de Zoete Wedd (Asia) Limited and Baring Securities, specialized in cross-border capital markets and M&A. Mr. Wu holds a B.S. degree in Mechanical Engineering from National Taiwan University and an M.B.A. degree from the University of Rochester, USA



Jessica Pan, Chief Financial Officer - Jessica joined Himax in 2006 and has played an integral role at Himax on finance, accounting, financial planning and analysis, forecasting and tax. Jessica served as interim Chief Financial Officer from October 2010 to January 2012. Prior to joining Himax, Jessica worked as Assistant Finance Manager for Advanced Semiconductor Engineering, Inc. from 2002 to 2006 and as Auditor at Arthur Andersen LLP in Taiwan from 1998 to 2001. She holds a B.S. degree in Agriculture Chemistry from National Taiwan University and an M.B.A. degree from the State University of New York at Buffalo, USA



Eric Li, Chief IR/PR Officer - Joining Himax in 2012, Mr. Eric Li has extensive experience in image processing related IC design, having worked in the areas of sales, marketing, R&D and served as Associate Vice President at Himax covering the Intelligent Sensing AI product line. Mr. Li has previously worked in video processing ASIC service and TV/monitor ASSP products before he was put in charge of the fab construction and operation of Himax's WLO advanced optics operation. Prior to Himax, Mr. Eric Li served in executive positions of Cadence Design Systems, Socle Technology, Macronix International and Powerchip Semiconductor. He holds a B.S. degree in Nuclear Engineering from National Tsing Hua University and an M.S. degree in Computer Science from New Jersey Institute of Technology, USA



Contact Us

Company

Eric Li, Chief IR/PR Officer

Tel: +886-6-505-0880

hx_ir@himax.com.tw

Karen Tiao, IR Relations

Tel: +886-2-2370-3999

hx_ir@himax.com.tw

Mark Schwalenberg, Director

Investor Relations - US Representative

MZ North America

Tel: +1-312-261-6430

HIMX@mzgroup.us

www.mzgroup.us

Corporate Counsel

BAKER & MCKENZIE

SEC Legal Counsel

**DAVIS POLK
& WARDWELL**

Auditor

KPMG