



Drive for better vision



Himax

Nasdaq : HIMX

May 2025 INVESTOR PRESENTATION

Forward Looking Statements



Factors that could cause actual events or results to differ materially from those described in this conference call include, but are not limited to, the effect of the Covid-19 pandemic on the Company's business; general business and economic conditions and the state of the semiconductor industry; market acceptance and competitiveness of the driver and non-driver products developed by the Company; demand for end-use applications products; reliance on a small group of principal customers; the uncertainty of continued success in technological innovations; our ability to develop and protect our intellectual property; pricing pressures including declines in average selling prices; changes in customer order patterns; changes in estimated full-year effective tax rate; shortage in supply of key components; changes in environmental laws and regulations; changes in export license regulated by Export Administration Regulations (EAR); exchange rate fluctuations; regulatory approvals for further investments in our subsidiaries; our ability to collect accounts receivable and manage inventory and other risks described from time to time in the Company's SEC filings, including those risks identified in the section entitled "Risk Factors" in its Form 20-F for the year ended December 31, 2024 filed with the SEC, as may be amended. Images of devices depicted in this presentation may be representative of those in which Himax has specification, or for reference-only and may not be associated with actual bill-of-material or design-win in the displayed image. Any association of such, without a confirmed disclosure of such by the Company or the Company's customer are coincidental. Himax is under strict customer disclosure guidelines on the release of such information.

Global Display and Imaging IC Design House



Leading IC Provider

Global top 10
fabless IC design
company in 2021*



US \$1.2 Billion

2022 sales
avg. 60 million ICs
shipment per month



40% Global Market Share

Driver IC for
automotive displays



Listed on NASDAQ

NASDAQ: HIMX
since 2006



* Global top 10 IC design company revenue, 2021. Source: [TrendForce](#), March 2022



Automotive

- Large-sized, high-resolution, curved, and touch feature for next-gen LCD and OLED displays
- Automotive local dimming Tcon for high-contrast display enablement
- Head-up display (AR-HUD)
- WiseEye™ and 3D sensing for biometric sensing



AIoT

- World leading WiseEye™ ultralow power AI sensing for endpoint AI
- Total solution: AI processor + Always-on image sensor + AI algorithms
- WiseEye PalmVein: ultralow power contactless biometric authentication
- Plug-n-play WiseEye Module with low-code/no-code AI
- WiseEye solution features in Dell's laptops and DESMAN's smart door lock
- Ecosystem: Google, Microsoft, NVIDIA, Arm, EDGE AI FOUNDATION, and many others



Optical product line-up/Metaverse

- WLO (Diffraction optics, Waveguides, Lens and LPO/CPO)
- Front-lit LCoS microdisplay
- 3D sensing

Recognized Industry Leader



For the last 30 years, we have worked with leading OEMs to develop the most recognized imaging and human interfacing technologies

1990s

Founder B.S. Wu pioneers flat panel technologies at Chimei Electronics as CTO



2000s

Chairman Wu establishes Himax to meet DDIC demand for large panels and fast-growing medium & small panels



2010s

Himax gains market share with design wins with leading technology products companies worldwide

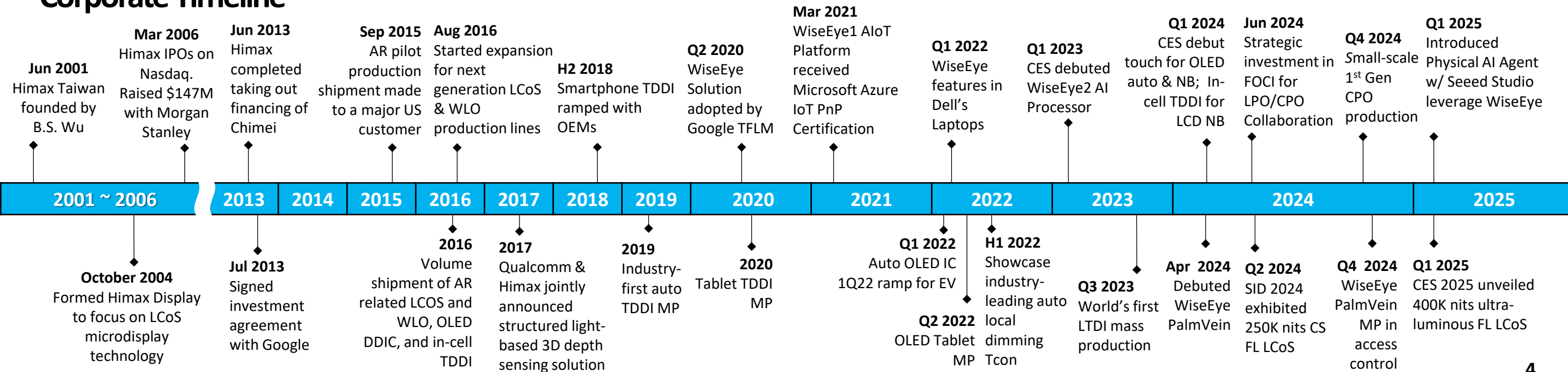


2015 and Beyond

Offer industry-leading WiseEye endpoint AI and optical solutions, including CMOS image sensors, LCoS microdisplays, 3D sensing, and WLO. WLO shipments for mainstream applications with North American OEMs, now supporting LPO/CPO optical communication



Corporate Timeline



Leading imaging and human interfacing technology innovator

- Global display driver player with a wide range of display image processing technologies for panels of all sizes
- Human interfacing total-solution provider specialized in immersive, touchless and 3D perception related applications
- Thousands of patents for Himax's IP and designs

Diversified base of customers and revenues

- DDIC market share leader
- Penetration throughout all display market segments and with a leading position in several segments, including automotive
- Diversified revenues from traditional large and small/medium DDICs to TDDI, Timing controller, OLED, e-paper, WLO, 3D sensing, CIS, WiseEye Ultralow power AI sensing, LCOS microdisplays, and more
- Top-tier partnerships with major U.S. and Asian AP platform providers, device makers, and the world's mega tech names
- Expect non-driver product lines to proliferate application / customer coverage, improve corporate revenue and profit margin

Operational and public market performances

- 2022 record \$1.2B in revenue. Ranked Global Top 10 Fabless IC Design Company in 2021
- Long-term profitability potential with no fund raising since IPO
- Focus on delivering P&L improvement by executing on the technologies Himax already developed for both driver IC and non-driver IC areas
- Committed to dividend policy to reward shareholders for their ongoing support while continuing technology investment

Innovative new products capturing growth markets

- TDDI and OLED technologies fuel growth for core display driver ICs business
- Comprehensive automotive solutions for LCD and OLED displays, including DDIC, TDDI, LTDI, local dimming Tcon, and OLED touch
- WiseEye, AoS CIS, WLO, 3D sensing, and LCoS microdisplay drive leadership in future products across AIoT, smart home/office, automotive, AR/VR, LPO/CPO in HPC, medical devices, robotics, LiDAR, and AR-HUD applications

Visionary management team

Himax on NASDAQ

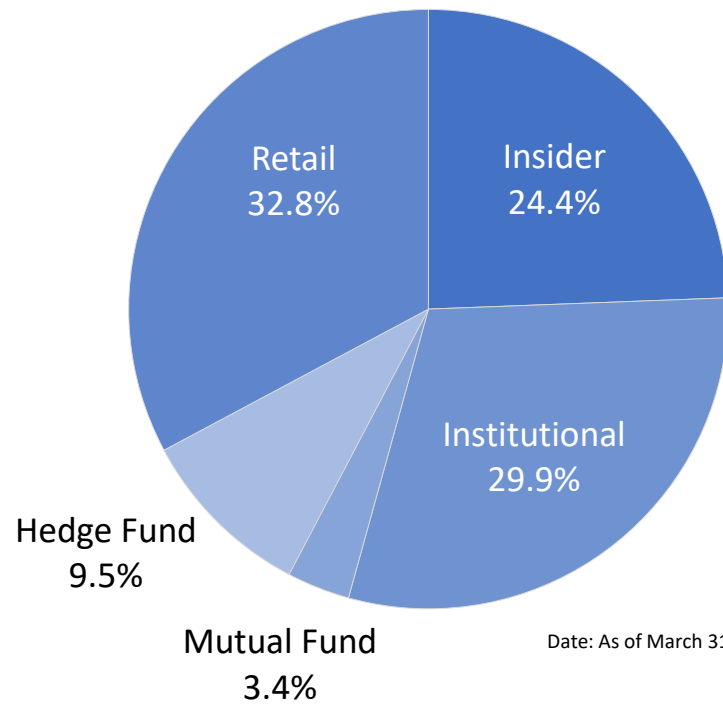


May 7, 2025

Fiscal Year	December 31
Last-Traded Price (5/7/2025)	\$7.47
Diluted Weighted Ave. Out. ADS	175.1M
Equivalent ADS Out	174.9M
Market Capitalization (5/7/2025)	\$1.31B
Average Volume	2.47M
Insider Ownership*	24.4%

* Insider ownership includes executives and board members

Shareholder Type



Date: As of March 31, 2025



Source: <https://www.nasdaq.com/market-activity/stocks/himx/advanced-charting>

Analysts

Mizuho Securities Asia Ltd.

Nomura Securities

Baird Equity Research

Kevin Wang

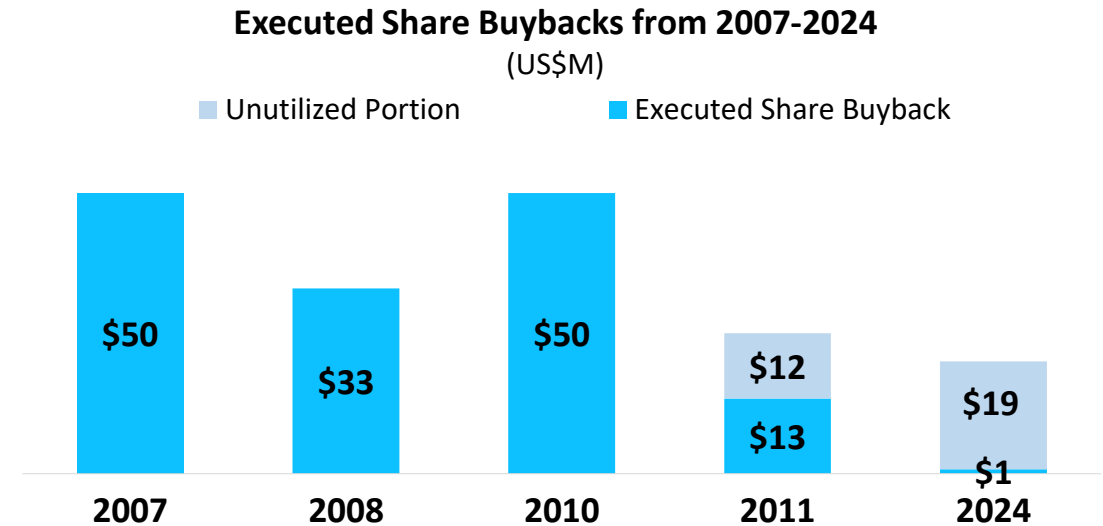
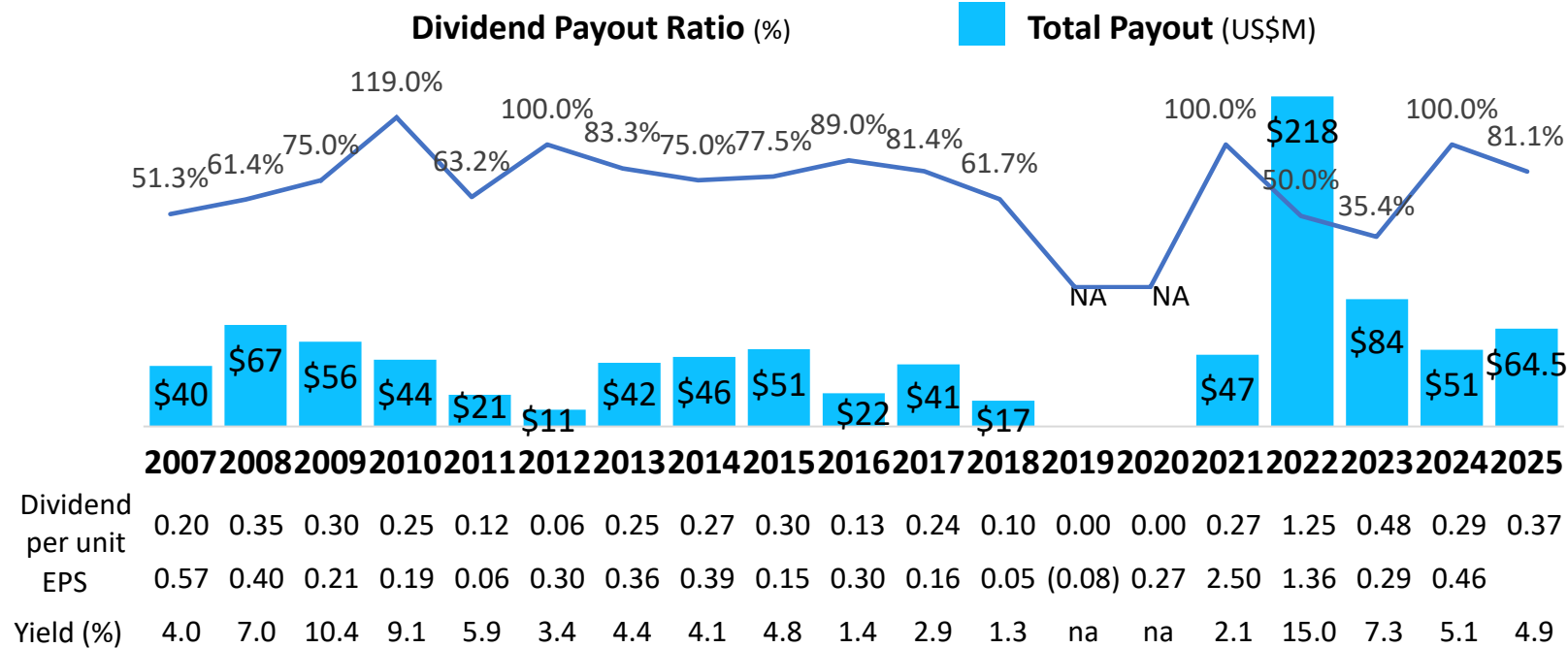
Donnie Teng

Tristan Gerra

History of Dividend and Share Buyback



\$1,005 HAS BEEN RETURNED TO SHAREHOLDERS INCLUDING DIVIDENDS AND SHARE BUYBACKS SINCE IPO
MILLION



Himax Dividend and Policy

- Distributed a total of \$858 million of cash dividend since IPO
- Dividends referenced primarily on prior year's profitability and cash demand for future
- Typically pays out annual cash dividend at approximately the middle of the current calendar year, e.g., 2025 dividend payouts in July was for fiscal year 2024
- Himax will continue to focus on maintaining a healthy balance sheet while driving sustainable long-term growth to deliver value for our shareholders through high dividends and share repurchases

Himax Share Buyback

- Initiated five share buyback programs totaling \$178 million since 2007. The most recent announced share repurchase totaling \$20 million on 2024/12/4
- Repurchased a total of 46.7 million ADSs as of 2024 at average purchase price per ADS: \$3.16

Note: On 11/30/2018 & 12/3/2021 Himax chairman Dr. Biing-Seng Wu announced share purchase plans to purchase up to approximately \$5 million and \$10 million respectively of the Company's ADSs in the open market

Q1 2025 Summary and Q2 2025 Guidance



	1Q2025	4Q2024	1Q2024	QoQ	YoY
Revenues	\$215.1M	\$237.2M	\$207.6M	-9.3%	+3.7%
Gross Margin (%)	30.5%	30.5%	29.3%	0%	+1.2%
Profit	\$20.0M	\$24.6M	\$12.5M	-18.8%	+59.9%
Earnings per ADS	\$0.114	\$0.140	\$0.071	-18.7%	+59.9%
	2024		2023		YoY
Revenues	\$906.8M		\$945.4M		-4.1%
Gross Margin (%)	30.5%		27.9%		+2.6%
Profit	\$79.8M		\$50.6M		+57.6%
Earnings per ADS	\$0.456		\$0.290		+57.4%

2Q2025 Guidance

Revenues	Decrease 5.0% to Increase 3.0% sequentially
Gross Margin (%)	Around 31.0%, depending on the final product mix
Profit	8.5 cents to 11.5 cents per diluted ADS

A Global Semiconductor Company



- Fabless semiconductor company with world leading visual imaging processing technologies
- Global market leader in TFT-LCD display driver and timing controller ICs
- 300+ customers across Taiwan, China, Japan, Korea, U.S. and Europe
- 2,603 patents granted and 389 patents pending approval worldwide as of March 31, 2025
- NASDAQ-listed since March 2006 (HIMX)
- Around 2,200 employees worldwide; more than 90% are engineers
- Headquartered in Tainan, Taiwan with 8 R&D centers in Taiwan, China, Korea, and U.S., out of a total of 26 offices across Taiwan, China, Japan, Korea, Germany and U.S.



HEADQUARTERS
Tainan, Taiwan



Nasdaq Listed

Himax Technologies, Inc.

Himax Technologies, LTD.

- TFT-LCD drivers, EPD drivers, and OLED drivers
- Tcon and bridge IC
- Touch controllers (LCD / OLED)
- Pure in-cell touch TDDI
- WiseEye AI processors
- WiseEye modules
- 3D decoder processors
- ASIC service and IP licensing
- Power management ICs, P-gamma OP, level shifter and LED driver
- Wafer level optics
- CPO
- In-house WLO fab
- In-house color filter fab for LCoS

Himax Display, Inc.

- LCoS modules for head-mounted display, head-up display and pico-projector applications
- Phase modulation for communication, holographic displays and AR-HUD
- Light guide
- In-house LC and module assembly facilities

Himax Imaging, LTD.

- CMOS image sensors
- Ultralow power always-on (AoS) CMOS image sensors



Our Technologies Are
Used by Consumer Brands Worldwide



Display Driver IC (DDIC)



We are a leader in display driver ICs used to enable large, small and medium-sized flat panel displays in TFT LCD and OLED Displays

MARKETS WE SERVE

Smartphones, tablets, automotive, monitors, notebooks, TVs, gaming, education, industrial, healthcare plus 100's more applications that use all types of flat panel displays, covering TFT LCD and OLED.

In what devices can you find Himax DDIC technologies



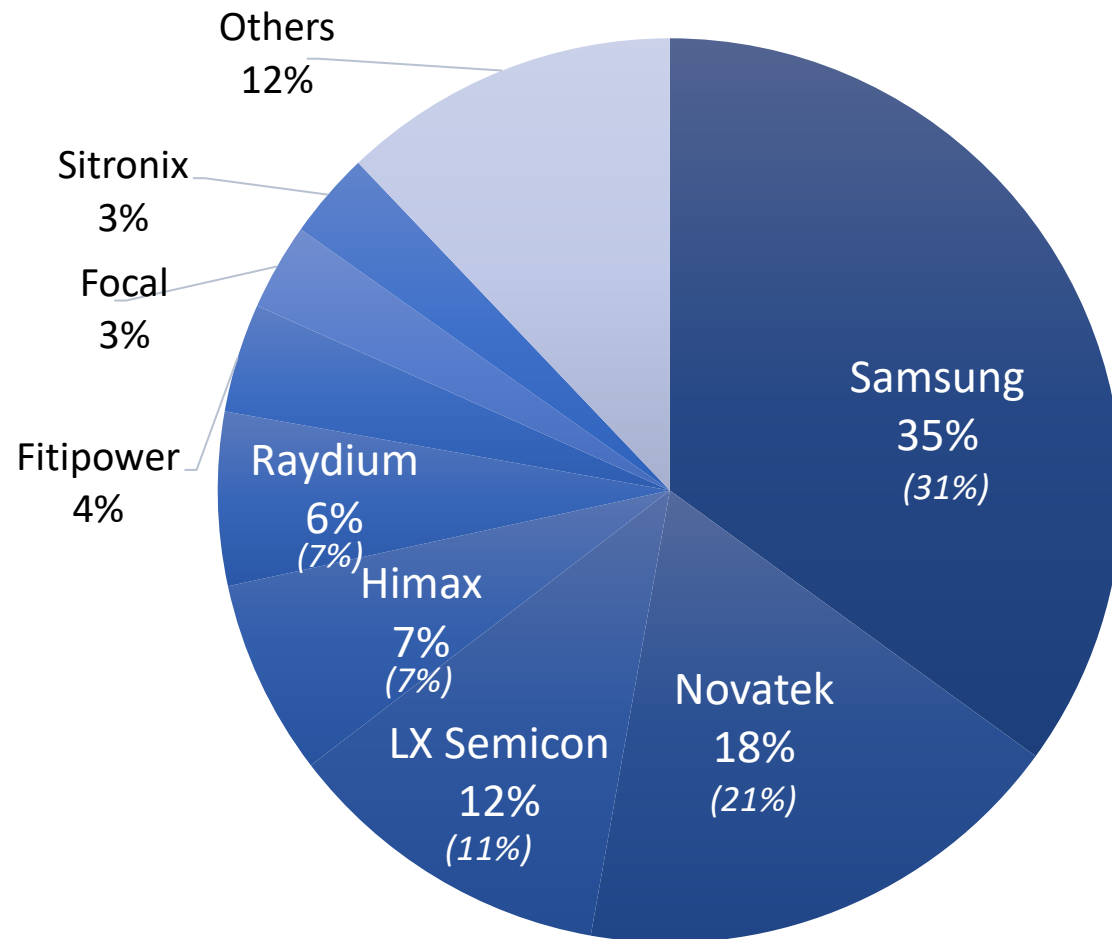
Who uses Himax DDICs



Our DDIC Market Share



4Q24 Driver Market Share (3Q24 Market Share %, Revenue)



We provide a complete solution of image processing technologies and leverage our expertise in TV, monitor, NB, mobile devices, automotive and other mass-market technology releases

- Large display driver IC business positions toward high end 8K/4K TV, gaming monitor and low power NB
- TDDI takes major shipment than DDIC in smartphone and tablet segments
- Share leader in automotive driver IC market. Collaborate closely with panel makers, Tier 1s, as well as car brands across continents
- Automotive OLED commenced MP in Q1 2022. Started Tablet OLED MP from Q2 2022 for a leading customer
- Offer comprehensive automotive OLED portfolio, comprising DDIC, Tcon, and on-cell touch controller, forming strategic partnerships with major leading panel makers in Korea, China and Japan
- Touch controller IC is engineered with industry-leading touch signal-to-noise ratio > 45 dB, ideal solution to meet the needs of flexible OLED panels. It also support glove-wearing & wet finger operations



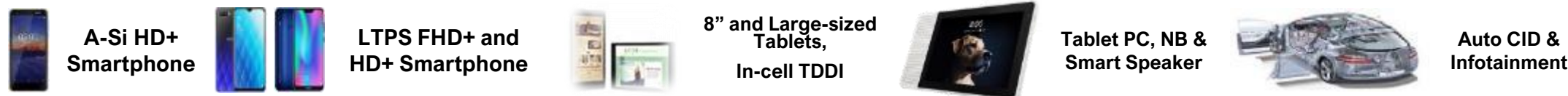
We provide technologies for touch sensor displays including in-cell touch and the fast-growing segment of Touch and Display Driver Integration (TDDI) single-chips

MARKETS WE SERVE

Beginning with smartphones, expanded to tablets, automotive, NB and many other consumer electronic devices

- **Smartphone:** LCD TDDI widely adopted for entry & mid-range smartphones. High TDDI penetration and rapidly replace traditional DDIC
- **Tablet:** New in-cell TDDI refreshed tablet life cycle starting 1Q20. Himax, the primary supplier for non-iOS tablet tier-1 customers
- **Automotive:** 2Q19 MP. Major supplier to leading panel houses, Tier-1s, and brands. Automotive TDDI cumulative shipment reaching 100M as of today. Commenced world 1st LTDI mass production in 3Q23. Automotive business remains the largest revenue contributor
- **Notebook:** Expanded into mid-sized displays with in-cell TDDI in 4Q23

In what devices can you find Himax TDDI technologies




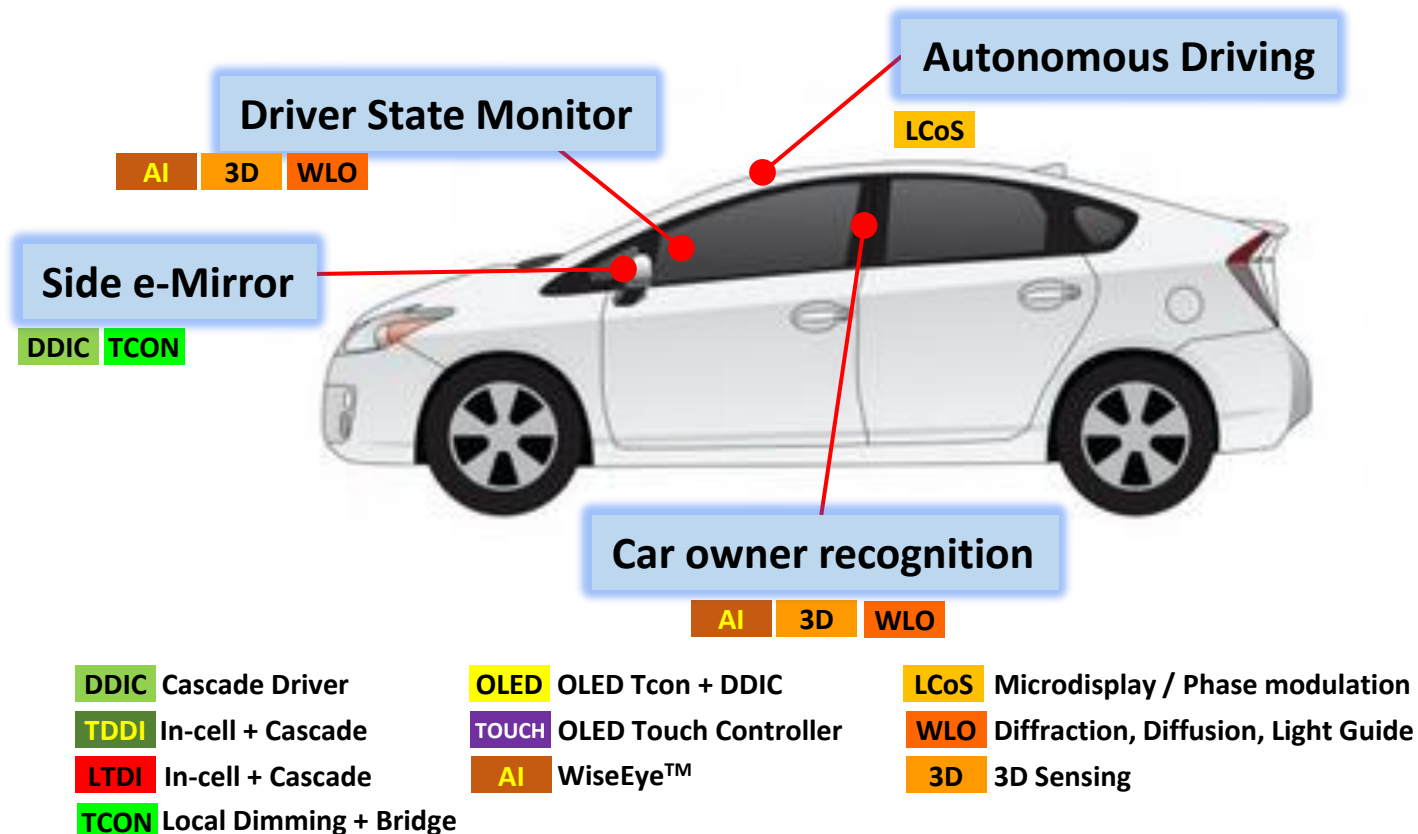
Who uses Himax Touch and TDDI Technologies




Leadership in Automotive Displays



We offer comprehensive automotive display solutions covering DDIC, TDDI, TCON, LTDI and OLED. Moreover, we offer leading-edge non-driver solutions, covering LCoS, WLO, CIS, 3D sensing and WiseEye ultralow power AI sensing for advanced automotive applications



WiseEye™ Ultralow Power AI Sensing



WiseEye AI Ecosystem Partners



Himax WiseEye ultralow power AI sensing technology brings computer vision AI to endpoint devices with extremely low power. We participate tier-1 endpoint-to-cloud ecosystems for broad market access. Himax CMOS image sensors include RGB, near infrared (NIR) and ultralow power Always-on Sensor (AoS)

MARKETS WE SERVE


WiseEye ultralow power AI sensing:

- NB, doorbell, door lock, tablet, battery security camera, smart buildings/office, manufacturing, retail, agriculture and palm vein authentication (WiseEye PalmVein)

CIS:

- **Ultralow power AoS:** Best for IoT / WiseEye AI in human/ occupancy detection
- **NIR:** 3D sensing and WiseEye Ultralow power AI sensing
- **RGB:** Notebook, multimedia and smart home camera

In what applications can you find Himax WiseEye ultralow power AI sensing technologies



WLO and 3D Sensing



Industry-leading WLO design know-how and mass production expertise in advanced optical components (lenses, DOEs, MLAs and CPO)

Himax 3D sensing module solutions with advanced depth-perception features and key components

MARKETS WE SERVE

Wafer Level Optics (WLO):

- DOE (Structured light, ToF), diffuser, lens, and others
- Waveguide, Automotive in-cabin 3D, VR gesture control, among others
- CPO

3D sensing:

- E-payment, 3D naked eye laptop, smart door lock, automotive, access control, medical inspection, service robotics, industrial robotics, eye tracking and gesture controls for AR/MR/XR/VR

In what applications can you find Himax WLO and 3D sensing



3D ecosystem partners

CyberLink

图语科技

iCatch Technology

BC 国家光电技术研究中心
National Photonics Research Center
量子光探测中心
Quantum Photonics Center

LCoS Microdisplays



AR Glasses



AR Glasses: Hearing Aid



Mark Zuckerberg says metaverse is 'Holy Grail' of social experience

Audio-to-Text



AR HUD

(LCoS 2.0 Phase Modulation)



AR Gaming



aR: Assisted Reality



We are the leader and long-term innovator of Liquid Crystal on Silicon (LCoS) displays and one of the companies capable of high-volume production runs of LCoS displays for the launch of mass-market devices

Front-lit LCoS Technology

- Compact form factor
- Ultra luminous brightness
- Leading power efficiency
- Simpler optical engine design and lower cost

MARKETS WE SERVE

LCoS and Front-lit LCoS

- Industrial, consumer, gaming, sports, pico projector, AR/VR smart glasses, automotive head-up displays and others

Phase Modulation and Beam Steering

- Holographic display, AR-HUD, WSS, ADAS and LiDAR

Who uses Himax LCoS micro display technologies



Opportunities in Metaverse



Himax owns exceptional Optics, 3D sensing, WLO and WiseEye AI solutions with mass production records. The diverse non-driver solutions fulfill different AR/MR/XR/VR metaverse related application needs in AR Displaying & Human Interface Sensing



LCoS WLO

AR Glasses



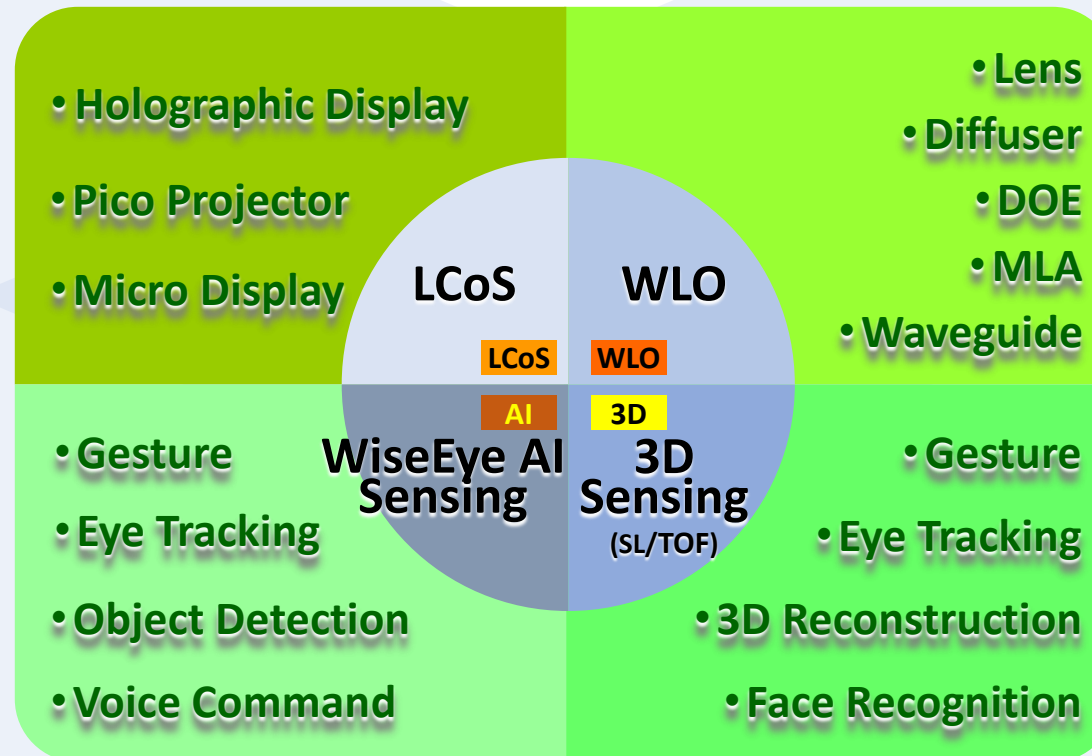
LCoS WLO 3D AI

MR Goggle +
Eyeball Tracking



LCoS WLO 3D AI

XR Headset +
Gesture Control



AI 3D WLO

VR HMD + Gesture
Control



AI 3D WLO

3D Naked-Eye
+ Eye Tracking



LCoS WLO

AR HUD



3D WLO

Digital Twins /
3D Object Reconstruction



Himax

**Market Opportunities by Products/ Applications,
and Himax Strategies**

Market Trends

- Expect higher TDDI penetration in automotive, tablet and expanding into notebook moving forward
- TDDI fits in consumer demand for slimmer devices
- Higher penetration of TDDI is refreshing smartphone /tablet/ automotive life cycle, creating higher content value and margin
- Panel features, size and quantity inside the car are increasing, driving higher demand of DDIC, TDDI, Tcon and touch for automotive

Himax Strategies and Market Position

TDDI pure in-cell solution

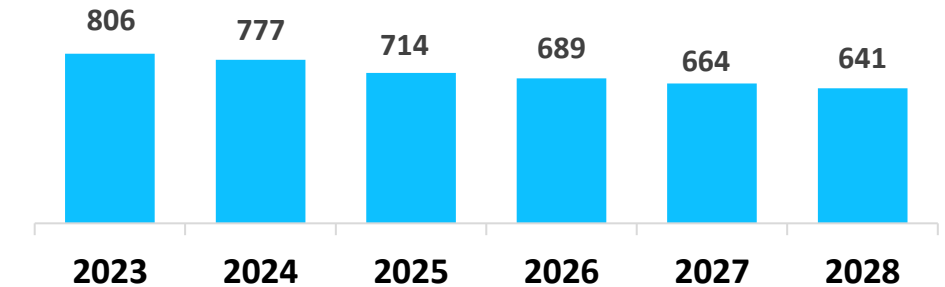
- TDDI has been biggest growth driver since 2020 across smartphone, tablet, and auto
- Primary supplier for non-iOS tablet TDDI. Mass production started 1Q20. Himax tablet TDDI features active stylus for accurate handwriting and painting in premium tablet
- Himax dominates automotive TDDI technology TDDI with hundreds of secured design wins. Has shipped cumulative almost 100 million unit of automotive TDDI as of 1Q25, far surpassing peers
- 1st in the industry to initiate LTDI MP (Large and Display Driver Integration) in 3Q23 for Geely Auto's NEVs. Adoption increasing by global customers
- Himax's integrated solution of TDDI / LTDI and local dimming Tcon has become standard development platform for increasing number of customers
- Comprehensive industry-leading automotive solutions for LCD and OLED displays, including DDIC, TDDI, LTDI, local dimming Tcon, and OLED touch, signifying increased content value on a per-panel basis

Global Smartphone TDDI Demand Forecast

2023-2028

(Omdia, 2025)

■ Unit Demand in Millions



TDDI technology enables OEMs to manufacture thinner, better and less expensive phones



Display Driver IC (DDIC)




Market Trends

- Chinese panel makers, benefited from Korean fab restructuring and increased their global market share, will procure more volume from Taiwan DDIC supply chain
- Leading Chinese panel makers' shipments continue to dominate the market. China ranked the No. 1 position with its total TFT-LCD capacity
- 4K TV penetration accelerates; 8K TV started to emerge
- Demands for more sophisticated and higher performing displays are rising in the automotive segment
- Smartphone OLED display adoption increased. The emergence of OLED DDIC for mid and large-sized OLED displays is evolving following the advancements in smartphone OLED

Himax Strategies and Market Position

- Leading market share of large DDIC
- Focus on high-end, high value-added products and strategies to support key customers
- Increased shipments of 4K solutions. Collaborate with major panel makers on the development of next generation 8K TVs. 8K TV is a strategic area for Himax as it represents a high barrier of entry for late comers and much more IC and Tcon used per device
- Leader in higher frame rate and low power solution in high end gaming monitor and NB market
- Continue to commit on OLED development. Our automotive OLED driver and Tcon commenced production in China flagship EV in 1Q22. Tablet OLED solution, Tcon and driver, entered MP starting 2Q22 with Chinese panel makers
- Not only DDIC, Himax also provides comprehensive TCON for a total solution to meet demands of high resolution, high frame rate and low power features in numerous displays such as 8K/4K TV, gaming monitor, low power NB, automotive (LCD and OLED) and tablet OLED
- Expanding our automotive and notebook/tablet OLED portfolio to include a touch controller IC along with existing DDIC and Tcon, providing a comprehensive OLED solution. Auto OLED on-cell touch IC commenced production in 3Q24

WiseEye™ Ultralow Power AI Sensing



Market Trends

- Smart AI devices demand boosts, but very few companies can provide ultralow power solutions in content-aware AI
- Increasing adoption of Himax's WiseEye ultralow power AI sensing solution in endpoint AIoT applications, including surveillance, smart meter, smart home/office, smart agriculture, industrial, healthcare and retail, etc.

Himax Strategies and Market Position

Himax Ultralow Power CMOS Image Sensor (CIS):

- Our CIS includes near infrared (NIR) sensors for 3D sensing and ultralow power computer vision Always-on-Sensor (AoS). Good for multimedia and smart home applications, next-gen NB and AR/VR for mobile devices
- Support QVGA/VGA AoS and industrial first 2-in-1 RGB/NIR/AI sensor
- Reference design win for Google TensorFlow Lite

Himax WiseEye Ultralow Power AI Sensing:

- WiseEye total solution: Composed of an industry-leading AoS, AI processor, and tinyML AI algorithm. Features ultralow power and context-aware AI, fit for various endpoint AI applications
- Support Dell NB production from 1Q22, DESMAN smart door lock in 3Q23 as well as other AIoT applications, such as video conference device, smart agriculture/home, medical among others
- Reinforce go-to-market strategy by active collaboration with industry-leading AI ecosystem partners and customers, including Google TFLu, Microsoft Azure, Arm, EDGE AI FOUNDATION, Edge Impulse, Seeed Studio, among others
- WiseEye Module offers highly integrated, plug-and-play module board with Low-Code/No-Code AI
- WiseEye2 AI facilitates high-precision detection with features such as face mesh, facial landmark, hand gesture, and human pose and skeleton, expanding the intuitive, user-friendly interactive applications, all achieved with industry-leading ultralow power consumption
- WiseEye PalmVein features industry-leading ultralow power consumption and exceptional accuracy for contactless biometric palm vein authentication

Who uses Himax CIS



Ultralow power AI sensing



Ecosystem Partners



WLO and 3D Sensing



Market Trends

- Wafer-Level Optics (WLO) remains one of the key technologies for structured light, Time-of-Flight (ToF) related 3D sensing, offering high optical efficiency, small form factors, and compliance with eye safety regulations for AR/VR, e-payment and access control applications
- Increasing 3D applications adopt our 3D sensing technologies for state-of-art Human Interface Sensing, such as gesture control, eye tracking and 3D reconstruction
- Emerging HPC/AGI systems are gradually incorporating optical communication to boost data transmission, enhance bandwidth, and reduce power consumption, leading to advanced MCM packages increasingly integrate CPO technology

Himax Strategies and Market Position

- Himax has accumulated significant WLO design and mass production experience through collaborations with major global tech companies, offering a diverse range of optical components such as lenses, DOEs, and MLAs. Key products include AR glasses for renowned manufacturers, facial recognition solutions for handheld devices, and spatial computation and gesture control systems for VR goggles
- Collaborating with world's leading AI semiconductor and foundry partner in CPO, incorporating FOCI's proprietary CPO connector technology with Himax's nano-scale WLO to create an industry-leading optical transmission solution for AI and HPC. Small-scale production of the first-gen silicon photonics packaging solution underway
- Offer market leading 3D decoder ASIC to customers who wish to design their own structured light 3D sensing solution. Good achievement in e-payment engagement in China. Welcomed by 3D industry in areas where privacy is of importance. Expanding 3D processor offerings to cover Time of Flight (ToF). ToF is more effective for long-range 3D perception while structured light excels in high precision 3D detection for shorter distance

Wafer Level Process

Integrated optics
High accuracy
Scalability In production

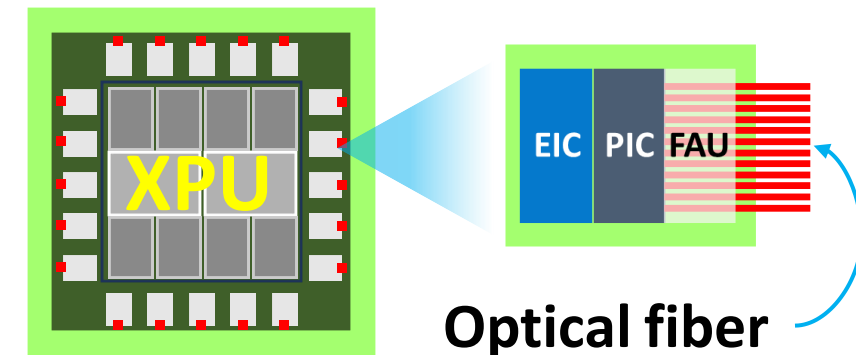


Mini package

Ultra-small size & package



Silicon Photonics Packaging Technology



LCoS Microdisplays



Market Trends

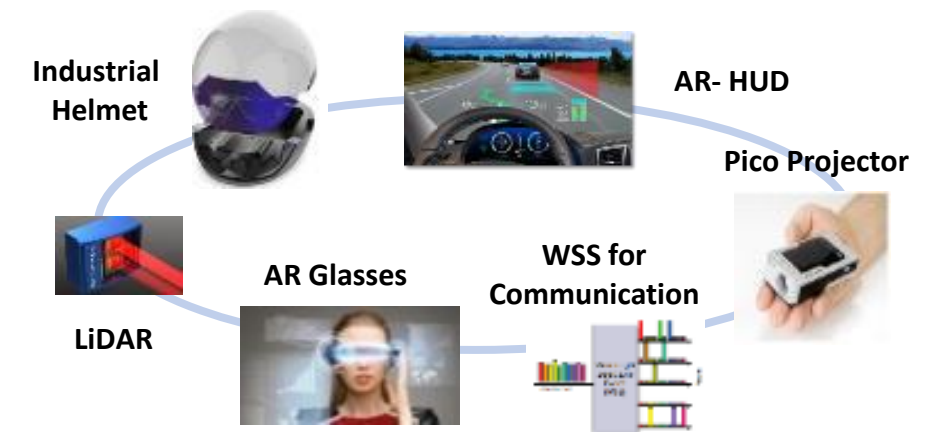
- Many top name multinationals and start-ups are investing heavily to develop the AR ecosystem, including applications, software, operating systems, system electronics and optics
- Capabilities in technology know-how and scalable manufacturing are significant barriers of entry to new market entrants and existing technology companies
- Himax can provide the integrated services of R&D, joint development and manufacturing expertise

Himax Strategies and Market Position

- Leader in microdisplays with patent-protected technology, in-house facilities and shipping record
- Focus on AR goggle devices and HUD for automotive applications
- Customer list for AR goggle device covers many of world's biggest tech giants
- Front-lit LCoS is one of the mainstream technologies for AR goggle devices. Commenced MP with global Tier 1 AR glasses device manufacturers since 2011
- Introduced Phase Modulation technology for LCoS 2.0 microdisplay. Aiming holographic display for AR-HUD, LiDAR for autonomous driving or ADAS, WSS for WDM
- LCoS represents a long-term growth opportunity for Himax

Proprietary Front-lit LCoS

- High brightness up to 350K nits at 200mW LED power
- Industry-leading form factor, 0.1 c.c. with super light weight only 0.2 grams
- Vivid color with 140% sRGB color gamut
- Mass production ready
- Strong IP protection





2025 YTD

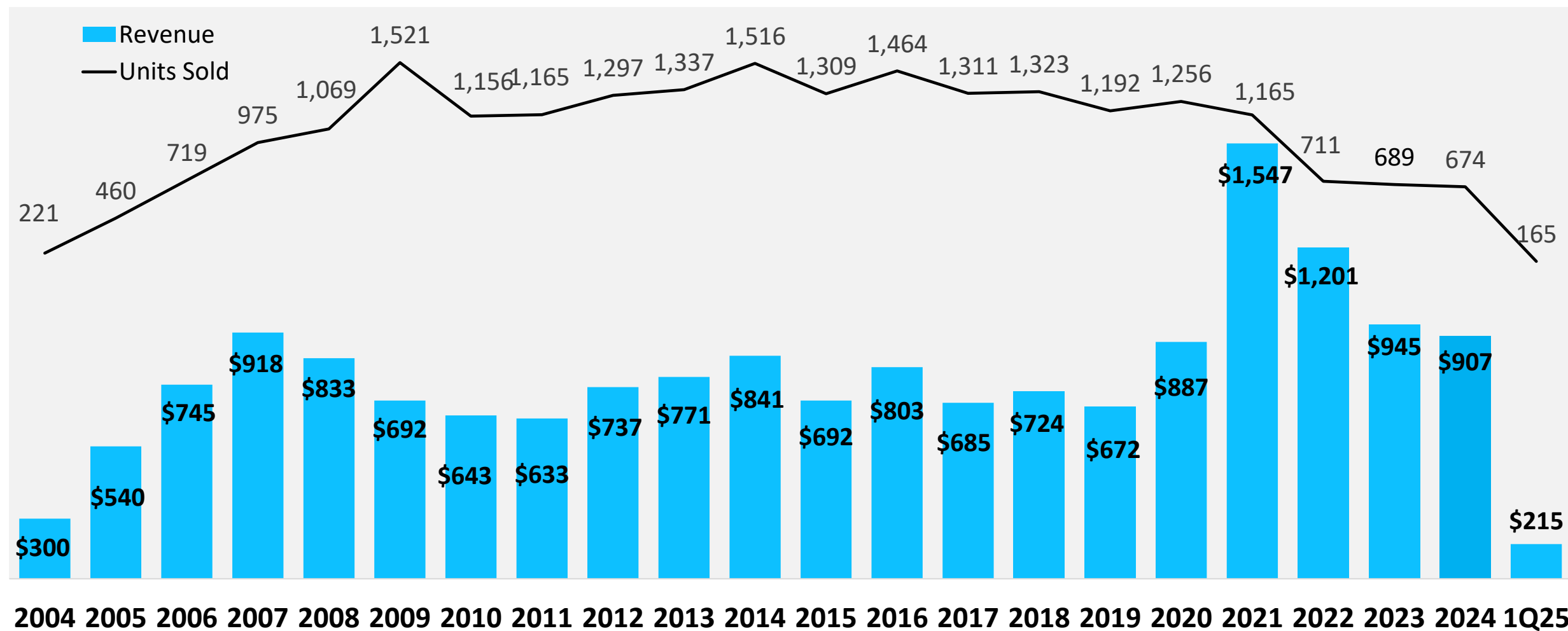
Financial Review

Unit and Revenue History



We are one of the leading semiconductor companies in the world

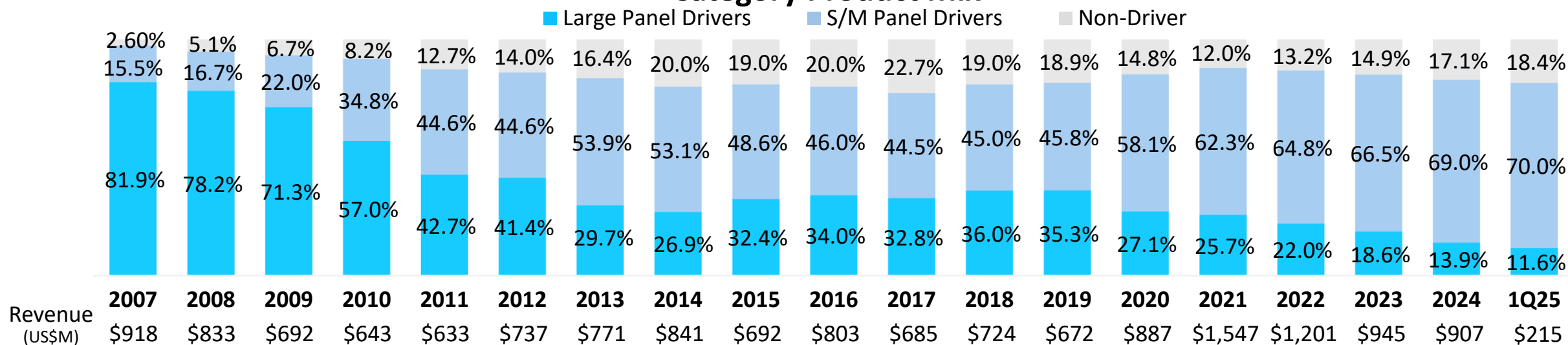
Units sold and revenue (In millions of units and millions of USD)



A Balanced Product Mix



Category Product Mix



Global market leader in driver ICs for large and small & medium-sized panels

- Large display driver business positions toward high end 8K/4K TV, gaming monitor and low power NB
- Leading position in auto display market for both LCD and OLED technologies. Comprehensive offerings including DDIC, TDDI/LTDI, local dimming Tcon and touch controller (OLED). Industry 1st to achieve auto TDDI MP. Anticipate auto sales remain Himax's major sales contributor
- Market leader in tablet TDDI with mass production from 1Q20. Well dominate non-iOS tablet as primary supplier to customers

Innovative non-driver technologies in advanced Tcon, WiseEye AI, Wafer Level Optics, 3D sensing, CIS and LCoS microdisplays

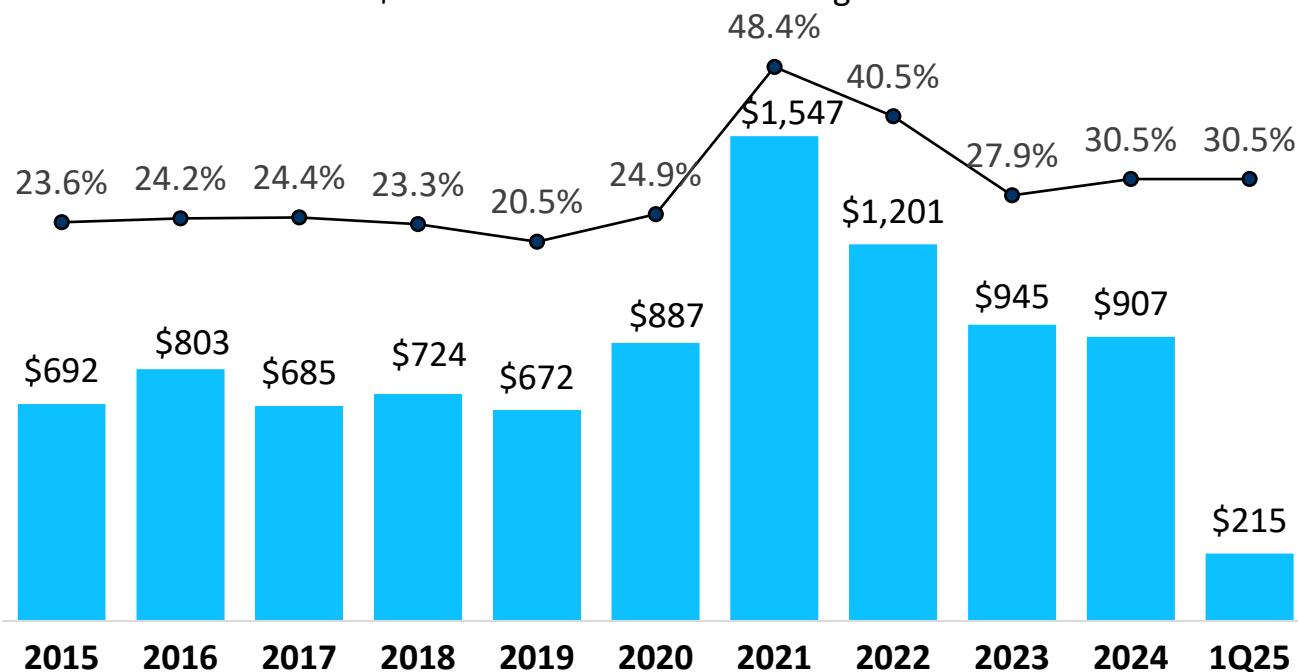
- Outstanding performance in high value added Tcon including 8K/4K TV, gaming monitor, low power NB, automotive, ePaper & OLED
- WiseEye AI: Collaborates with global endpoint-AI solution partners by actively engaging endpoint-to-cloud platforms, ecosystem partners and end-point AI customers in NB, surveillance, shared bike, door lock, AMR, smart home/office and palm vein authentication
- Highlights the application versatility of WLO and market leadership of WLO in advancing LPO/CPO technology for optical communication, vital for the advancement of cloud AI and HPC. Small-scale production of the 1st gen CPO solution
- Enlarge LCoS microdisplay for AR/VR, pico projector. Extend to phase modulation LCoS technology for AR-HUD, LiDAR and WSS
- Global leaders' preferred partners in the joint development of non-driver category / optical technologies for emerging applications

Gross Margin is a Key Business Focus



Revenue & Gross Margin

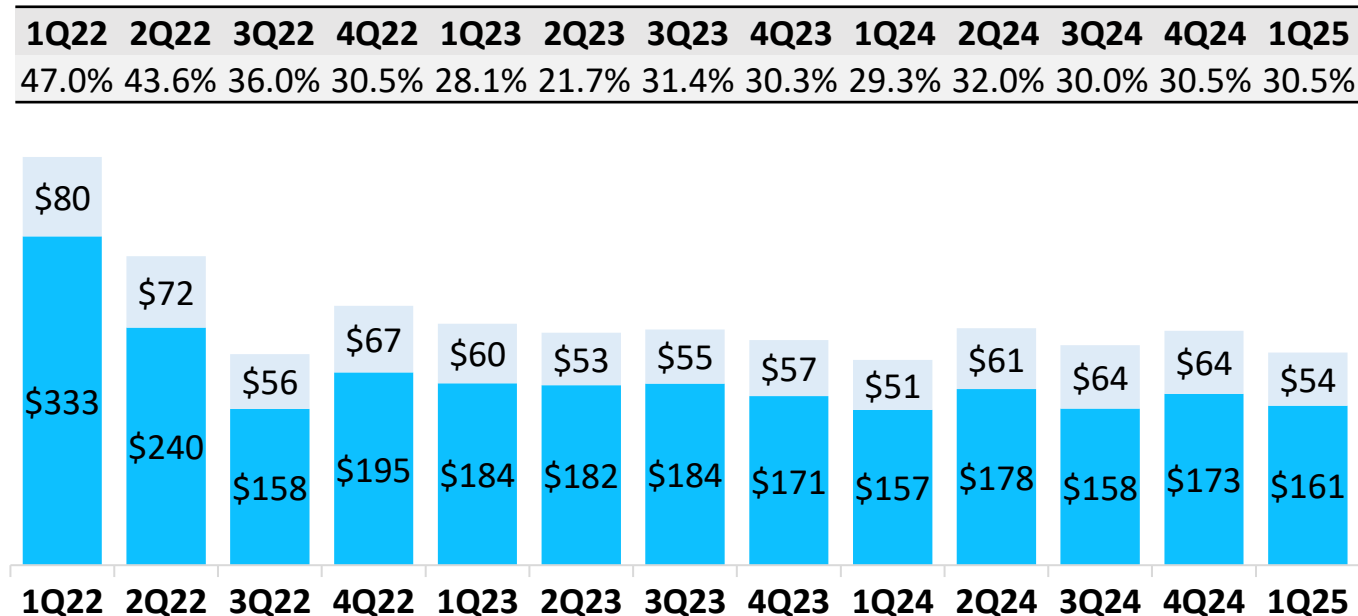
US\$M in Revenue and Gross Margin %



Geographical Revenue Mix & Quarterly GM

US\$M in Revenue and Quarterly Gross Margin %

■ China Sales ■ ROW Sales



Margin improved with favorable product mix

- High margin segments supporting our long-term growth
- Leadership in Auto: A leading supplier with leading technology spec (DDIC/TDDI/Tcon/OLED). First mover in auto TDDI, LTDI and local dimming Tcon now broadly adopted as standard platform by main auto makers. Demand unfolding with a trend in new energy vehicle (NEV)
- Leadership in tablet: A dominate supplier with leading technology spec in TDDI and tablet OLED.
- New revenue stream: Ultralow power WiseEye AI, OLED and WLO (CPO)

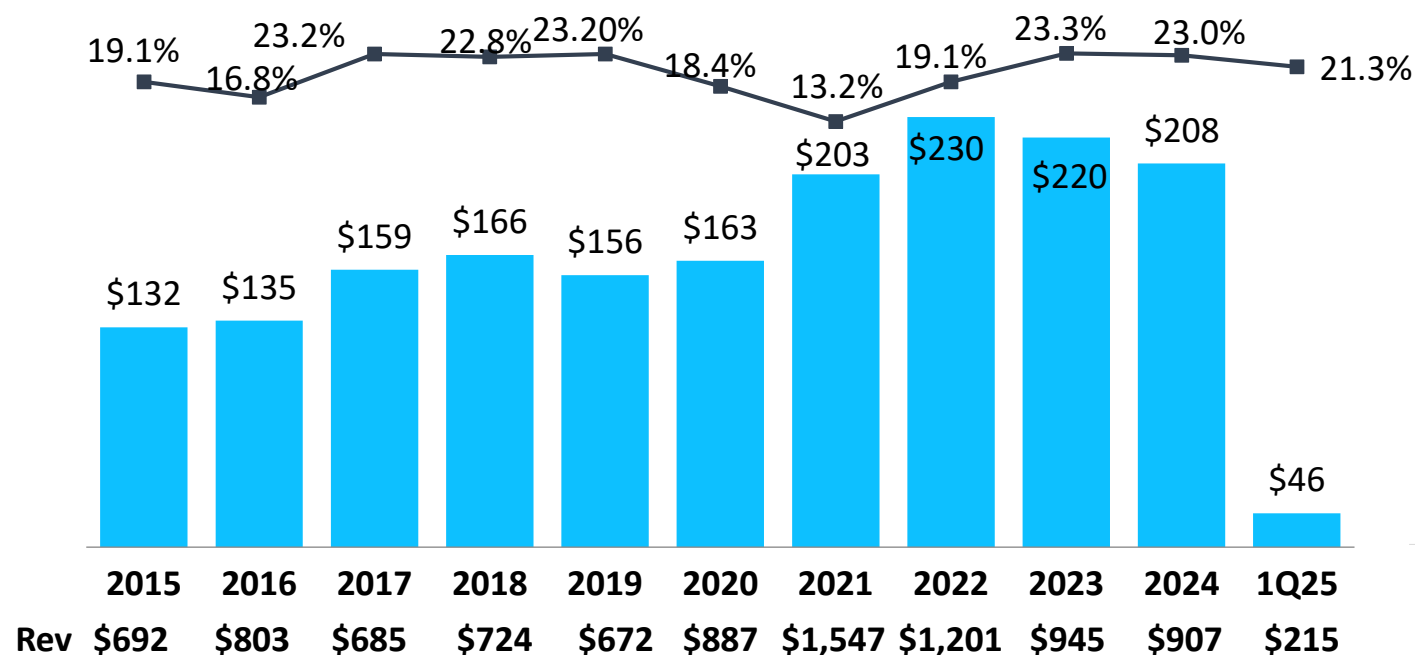
- 2024 auto driver business was the largest revenue contributor. Auto, Tcon and WiseEye AI business all enjoy higher GM than corporate average
- Robust auto demand derived from display inside the auto increase in number, size and feature, implying more demand for auto drivers ICs
- 2021 GM set a new high for favorable price and product mix amid severe capacity shortage period

OPEX and the Bottom Line



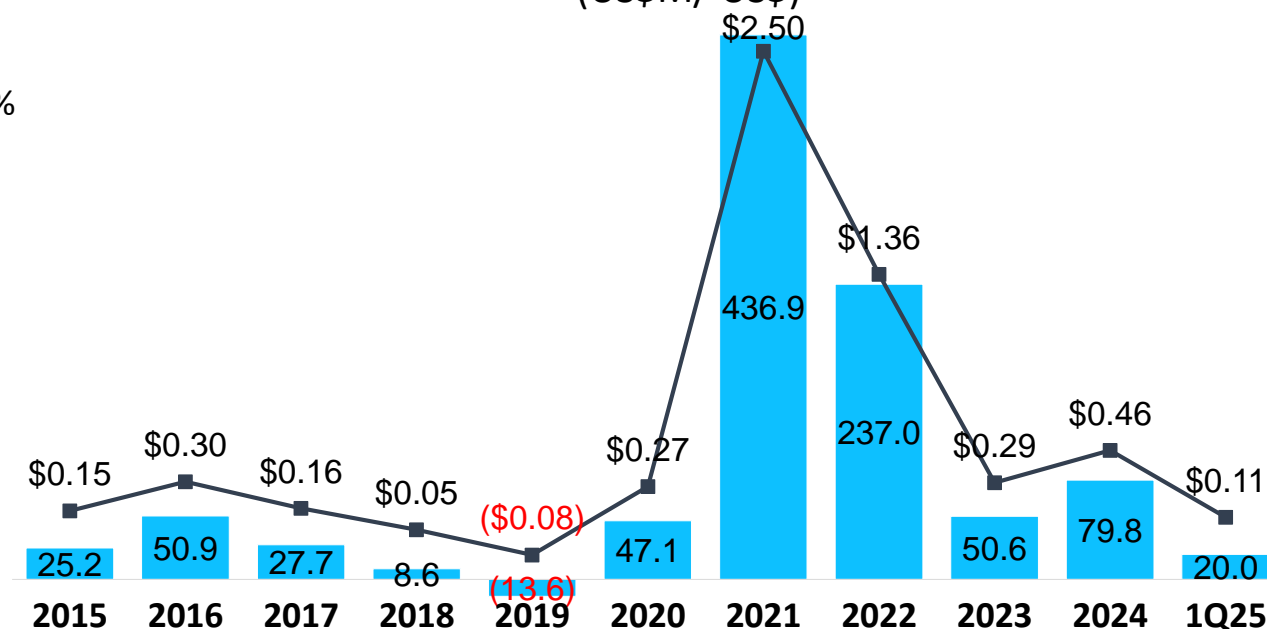
OPEX and % of Total Sales

(US\$M/ %)



Profit and EPS

(US\$M/ US\$)



- Given the persistent macroeconomic headwinds, we continue to be diligent with strict budget and expense control measures, with full-year 2024 OPEX declining 5.6% YoY. We remain committed to R&D and customer engineering in strategic areas with growth potential
- The decreased OPEX ratio in 2024 was mainly a result of strict cost controls amidst prevailing macroeconomic headwinds, along with lower employee bonus compensation, as the amortized portion of bonuses in 2023 was higher than that in 2024, and offset by higher employee salary
- 2022 OPEX up 12.8% YoY, primarily a result of the vested portion of the annual bonus compensation awarded to employees in 2022 and previous years, along with increased salaries and R&D expenses
- 2018 & 2019 higher capex to meet the demands of 3D sensing total solution, projector module or optics
- 2019 completion of the new WLO facility, including additional WLO capacity, active alignment equipment and extra office
- 2019 Profit declined due to adverse product mix change, weaker market demand and intensified competition

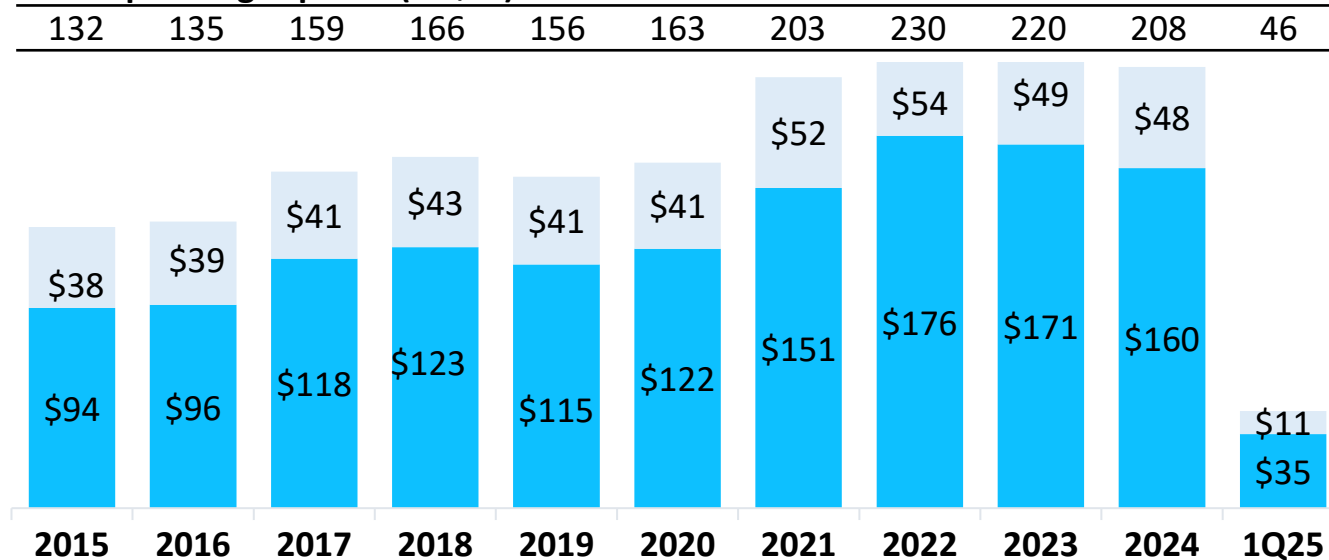
Performance History



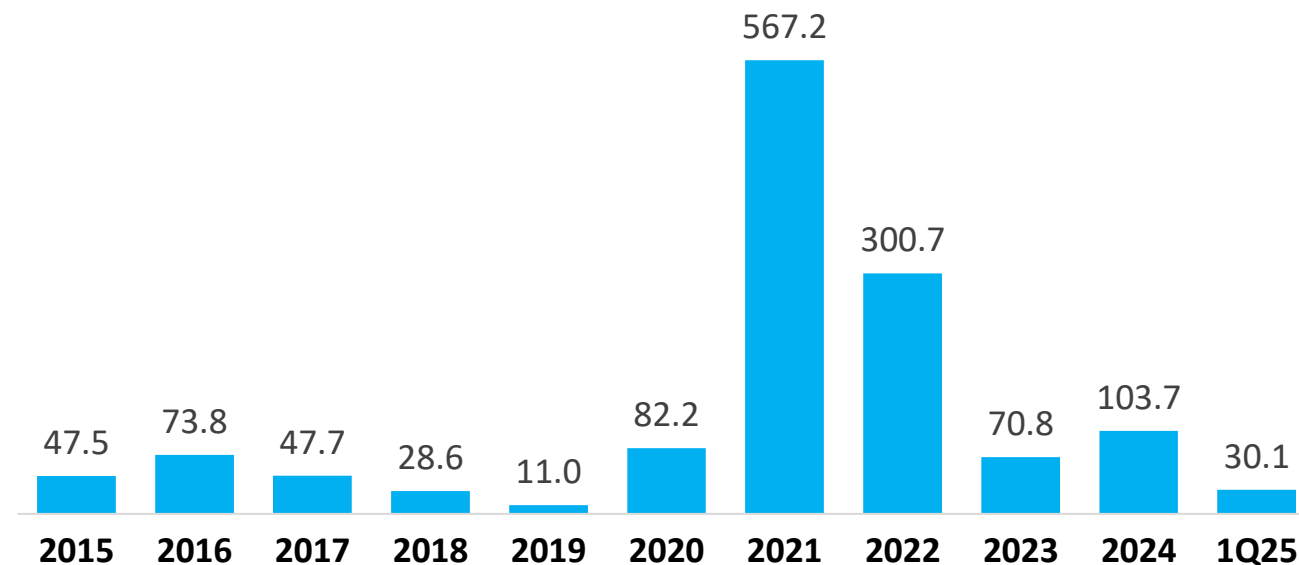
Operating and R&D Expenses (US\$M)

■ R&D Expense ■ Operating Expense ex. RD

Total Operating Expense (US\$M)



EBITDA (US\$M)



- Well-manage R&D investment & expense for customer engineering for strategic growth including WLO, CIS, TDDI, Auto, OLED, 3D sensing & WiseEye ultralow power AI image sensing. Full-year 2024 OPEX declined 5.6% YoY
- Annual bonus expense includes share-based compensation and cash award from 2014 to 2024: \$11.1mn, \$6.2mn, \$10.2mn, \$6.9mn, \$4.1mn, \$0.4mn, \$5.4mn, \$31.0mn, \$47.3mn, \$31.4mn and \$20.0mn

Income Statement



For the Fiscal Period Ended	1Q-2025 (Unaudited)	1Q-2024 (Unaudited)	4Q-2024 (Unaudited)	Y2024 (Audited)	Y2023 (Audited)
Revenues	\$215,133	\$207,550	\$237,223	\$906,802	\$945,428
Cost of revenues	149,581	146,805	164,963	630,601	681,931
Gross profit	65,552	60,745	72,260	276,201	263,497
Gross margin	30.5%	29.3%	30.5%	30.5%	27.9%
Operating expenses					
Research and development	34,987	39,664	37,584	160,329	171,392
General and administrative	5,557	5,890	5,711	24,121	25,037
Sales and marketing	5,202	5,162	5,886	23,530	23,856
Total operating expenses	45,746	50,716	49,181	207,980	220,285
Operating income	19,806	10,029	23,079	68,221	43,212
Non-operating income	4,217	2,248	2,713	9,114	1,181
Profit before income taxes	24,023	12,277	25,792	77,335	44,393
Income tax expense (benefit)	3,841	0	761	(2,435)	(5,028)
Profit for the period	20,182	12,277	25,031	79,770	49,421
Add: Loss (profit) attributable to noncontrolling interests	(195)	221	(423)	(15)	1,195
Profit attributable to Himax stockholders	\$19,987	\$12,498	\$24,608	\$79,755	\$50,616
Earnings per ADS attributable to Himax stockholders (in cents)					
Basic	11.4	7.2	14.1	45.6	29.0
Diluted	11.4	7.1	14.0	45.6	29.0

Balance Sheet



	<u>March 31, 2025</u> (Unaudited)	<u>December 31, 2024</u> (Audited)	<u>March 31, 2024</u> (Unaudited)
<u>Assets</u>			
Current assets:			
Cash, cash equivalents and other financial assets	\$280,984	\$224,574	\$277,416
Accounts receivable, net (including related parties)	217,549	236,813	212,326
Inventories	129,867	158,746	201,872
Restricted deposit	503,700	503,700	453,000
Other current assets	38,488	44,210	61,190
Total Current Assets	1,170,588	1,168,043	1,205,804
Financial assets at fair value through profit or loss	23,524	23,554	21,635
Financial assets at fair value through other comprehensive income	29,985	28,226	1,889
Equity method investments	8,061	8,571	3,173
Property, plant and equipment, net	120,538	121,280	128,938
Goodwill	28,138	28,138	28,138
Refundable deposits	215,271	221,824	221,886
Other assets	39,375	39,885	32,050
Total Assets	\$1,635,480	\$1,639,521	\$1,643,513
<u>Liabilities and Equity</u>			
Current liabilities:			
Short-term unsecured borrowings	\$602	\$0	\$0
Current portion of long-term unsecured borrowings	6,000	6,000	6,000
Short-term secured borrowings*	503,700	503,700	453,000
Accounts payable (including related parties)	105,610	113,203	117,234
Income taxes payable	12,785	9,514	11,071
Other current liabilities	55,619	74,217	131,389
Total Current Liabilities	684,316	706,634	718,694
Long-term unsecured borrowings	27,000	28,500	33,000
Other liabilities	8,046	8,060	15,322
Himax stockholders' equity	909,647	890,061	869,748
Noncontrolling interests	6,471	6,266	6,749
Total Liabilities and Equity	\$1,635,480	\$1,639,521	\$1,643,513

* Short-term secured borrowings is guaranteed by restricted deposit

Cash Flow Statement



	1Q-2025 (Unaudited)	4Q-2024 (Unaudited)	2024FY (Audited)	2023FY (Audited)
<u>Profit for the period</u>	<u>\$20,182</u>	<u>\$25,031</u>	<u>\$79,770</u>	<u>\$49,421</u>
Depreciation and amortization	5,156	5,564	22,354	20,322
Share-based compensation expenses	100	103	1,247	2,663
Finance costs	903	964	4,014	6,080
Income tax expense (benefit)	3,841	761	(2,435)	(5,028)
Inventories write downs	4,444	4,037	13,551	21,540
Others	(4,317)	(3,082)	(10,606)	(7,615)
	30,309	33,378	107,895	87,383
Changes in:				
Decrease (increase) in accounts receivable (including related parties)	13,083	(27,302)	(40,738)	20,804
Decrease in inventories	24,435	29,675	45,011	132,090
Increase (decrease) in accounts payable (including related parties)	(7,250)	(7,706)	14,567	7,676
Others	(3,933)	5,097	(7,338)	(44,533)
Cash generated from operating activities	56,644	33,142	119,397	203,420
Interest received	438	3,513	9,732	8,567
Interest paid	(835)	(1,047)	(4,015)	(6,080)
Income tax paid	(200)	(191)	(9,138)	(53,066)
Net cash provided by operating activities	\$56,047	\$35,417	\$115,976	\$152,841
Acquisitions of property, plant and equipment	(5,221)	(3,222)	(13,054)	(23,378)
Acquisitions of financial assets at amortized cost	0	(2,286)	(11,236)	(6,911)
Proceeds from disposal of financial assets at amortized cost	2,000	10,289	19,457	3,099
Acquisitions of financial assets at fair value through profit or loss	(6,160)	(6,807)	(76,003)	(82,628)
Proceeds from disposal of financial assets at fair value through profit or loss	5,017	3,722	70,389	75,539
Acquisitions of financial assets at fair value through other comprehensive income	(2,500)	0	(17,164)	(1,379)
Decrease (increase) in refundable deposits	10,283	(8)	33,562	(56,933)
Others	(52)	(6,314)	(6,467)	3,709
Net cash provided by (used in) investing activities	\$3,367	(\$4,626)	(\$516)	(\$88,882)
Purchase of treasury shares	(832)	0	(832)	0
Prepayments for purchase of treasury shares	(2,168)	0	(2,168)	0
Payments of cash dividends	0	0	(50,670)	(83,720)
Payments of dividend equivalents	0	0	(233)	(148)
Proceeds from short-term unsecured borrowings	612	0	0	47,226
Repayments of short-term unsecured borrowings	0	0	0	(47,226)
Repayments of long-term unsecured borrowings	(1,500)	(1,500)	(6,000)	(6,000)
Proceeds from short-term secured borrowings	484,300	461,400	1,780,300	1,383,300
Repayments of short-term secured borrowings	(484,300)	(461,400)	(1,729,600)	(1,299,600)
Pledge of restricted deposit	0	0	(50,700)	(83,700)
Guarantee deposits received (refunded)	0	219	(23,163)	200
Others	1,552	(4,340)	(5,151)	(3,923)
Net cash used in financing activities	(\$2,336)	(\$5,621)	(\$88,217)	(\$93,591)
Effect of foreign currency exchange rate changes	219	(1,161)	(844)	(200)
Net increase (decrease) in cash and cash equivalents	<u>\$57,297</u>	<u>\$24,009</u>	<u>\$26,399</u>	<u>(\$29,832)</u>
Cash and cash equivalents at beginning of period	<u>\$218,148</u>	<u>\$194,139</u>	<u>\$191,749</u>	<u>\$221,581</u>
Cash and cash equivalents at end of period	<u>\$275,445</u>	<u>\$218,148</u>	<u>\$218,148</u>	<u>\$191,749</u>

Management Team



Dr. Biing-Seng Wu, Chairman of the Board - Dr. Wu, the founder of Himax, previously served as President, CEO and Director of Himax Taiwan. As a pioneer of TFT-LCD panel industry in Taiwan, Dr. Wu has been active in the TFT-LCD panel industry with profound experience. With significant numbers of patents related to Flat Panel Display and 3D sensing granted worldwide, Dr. Wu has made significant contributions to Taiwan panel industry including the completion and operation of Taiwan's very first TFT-LCD plant, the winner of Outstanding Industry Contribution Award at the Gold Panel Awards 2009 from Ministry of Economic Affairs, etc. Dr. Wu holds a B.S. degree, an M.S. Degree and a Ph.D. Degree in Electrical Engineering from National Cheng Kung University. With well-recognized outstanding research and development capabilities, Dr. Wu received numerous awards including National Invention Award of Taiwan from Taiwan Executive Yuan in 1992, Research Achievement Awards from Industrial Technology Research Institute for two consecutive years in 1992 and 1993, ERSO Award from Pan Wen Yuan Foundation in 2008, 2011 NCKU Outstanding Alumni Award, etc.



Jordan Wu, President, CEO and Director - Mr. Jordan Wu, co-founder, President and Chief Executive Officer of Himax Technologies Inc., a NASDAQ-listed fabless IC design company headquartered in Tainan, Taiwan. Prior to co-founding Himax, he served as CEO of TV Plus Technologies, Inc. in Taiwan and CFO and Executive Director of DVN Holdings Ltd. in Hong Kong. Prior to that, he was an investment banker in Hong Kong with Merrill Lynch (Asia Pacific) Limited, Barclays de Zoete Wedd (Asia) Limited and Baring Securities, specialized in cross-border capital markets and M&A. Mr. Wu holds a B.S. degree in Mechanical Engineering from National Taiwan University and an M.B.A. degree from the University of Rochester, USA



Jessica Pan, Chief Financial Officer - Jessica joined Himax in 2006 and has played an integral role at Himax on finance, accounting, financial planning and analysis, forecasting and tax. Jessica served as interim Chief Financial Officer from October 2010 to January 2012. Prior to joining Himax, Jessica worked as Assistant Finance Manager for Advanced Semiconductor Engineering, Inc. from 2002 to 2006 and as Auditor at Arthur Andersen LLP in Taiwan from 1998 to 2001. She holds a B.S. degree in Agriculture Chemistry from National Taiwan University and an M.B.A. degree from the State University of New York at Buffalo, USA

Contact Us



Company

Karen Tiao, Head of IR/PR

Tel: +886-2-2370-3999

hx_ir@himax.com.tw

Mark Schwalenberg, Director

Investor Relations - US Representative

MZ North America

Tel: +1-312-261-6430

HIMX@mzgroup.us

www.mzgroup.us

**Corporate
Counsel**

BAKER & MCKENZIE

**SEC Legal
Counsel**

**DAVIS POLK
& WARDWELL**

Auditor

KPMG